



2016-17 BASKETBALL GAME NOTES

Ole Miss Athletics Communications | 908 All-American Dr. | University, MS 38677 | 662-915-7509

MBB Contact: Daniel Snowden | desnowde@olemiss.edu | 662-816-7511 (c)

Web: OleMissSports.com, OleMissHoops.com | Twitter: @OleMissSports, @OleMissMBB

Facebook: Facebook.com/OleMissSports, Facebook.com/OleMissMBB | Blog: OleMissSports.com/Blog

2016-17 SCHEDULE

Date	Opponent [TV]	Time/Result
11/3	MOREHOUSE (Ex.) [SECN+]	W, 90-66
11/11	TENNESSEE-MARTIN [SECN+]	W, 86-83
11/14	UMASS [SECN]	W, 90-88
11/18	vs. Oral Roberts ^ [CBSSPORTS]	W, 95-88 (OT)
11/20	vs. Saint Joseph's ^ [CBSSPORTS]	W, 81-68
11/21	vs. #12/18 Creighton ^ [CBSS]	L, 86-77
11/24	MONTANA [SECN+]	W, 86-81
11/30	MIDDLE TENNESSEE [SECN+]	L, 77-62
12/3	MEMPHIS [SECN+]	W, 85-77
12/11	at Virginia Tech [ESPN2]	L, 80-75
12/15	MURRAY STATE [SECN+]	W, 78-73
12/19	BRADLEY [SECN]	W, 66-49
12/22	SOUTH ALABAMA [SECN]	W, 92-58
12/29	#8/8 KENTUCKY* [ESPN2]	L, 99-76
1/3	at #24/24 Florida* [ESPN2]	L, 70-63
1/7	at Auburn* [SECN]	W, 88-85
1/11	GEORGIA* [ESPN2]	L, 69-47
1/14	at RV/RV South Carolina* [ESPN2]	L, 67-56
1/17	TENNESSEE* [SECN]	W, 80-69
1/21	at Missouri* [SECN]	W, 75-71
1/25	TEXAS A&M* [ESPN2]	L, 80-76
1/28	#5/5 BAYLOR% [ESPN2]	L, 78-75
1/31	MISSISSIPPI STATE* [SECN]	W, 88-61
2/4	at Vanderbilt* [ESPN2]	W, 81-74
2/8	at Tennessee* [SECN]	L, 75-66
2/11	AUBURN* [SECN]	W, 90-84
2/14	LSU* [SECN]	W, 96-76
2/18	at Arkansas* [SECN]	5:00 p.m.
2/21	at Mississippi State* [ESPN2]	8:00 p.m.
2/25	MISSOURI* [SECN]	2:30 p.m.
3/1	at Alabama* [SECN]	7:30 p.m.
3/4	SOUTH CAROLINA* [SECN]	7:30 p.m.

* SEC Game | Ranking: AP/USA TODAY | All Times CT

^ Paradise Jam (St. Thomas, Virgin Islands)

% Big 12/SEC Challenge

\$ SEC Tournament (Nashville, Tenn.)

OLE MISS STYLE GUIDE

NAME

Ole Miss (preferred)
University of Mississippi
~~Mississippi~~


NICKNAME
Rebels

COLORS
Cardinal Red (PMS 186)
Navy Blue (PMS 2767)

MASCOT



Rebel



Arkansas

RAZORBACKS

(19-7, 8-5 SEC)

Head Coach: Mike Anderson

Career: 321-169/15th

At Ark: 121-71/6th

GAME 27

Date: Saturday, Feb. 18, 2017

Time: 5:00 p.m. CT

Location: Oxford, Miss.

Arena: Bud Walton Arena (19,200)

Television: SEC Network

Dave Neal, play-by-play

Jon Sundvold, analyst

Radio: Ole Miss Radio Network

David Kellum, play-by-play

Live Audio: OleMissSports.com

Live Video: WatchESPN.com

Series: Arkansas leads series 43-32

In Fayetteville: UA leads 15-11

Streak: OM, W1

Last Meeting: OM, W 76-60 (2/13/16)



Ole Miss

REBELS

(16-10, 7-6 SEC)

Head Coach: Andy Kennedy

Career: 249-149/12th

At OM: 228-136/11th

TIP OFF

- Ole Miss heads to Arkansas Saturday to begin a two-game road trip against the Razorbacks. The Rebels have won four of their last five SEC games, 11 of the last 14 against the Hogs and five of six in Bud Walton Arena.
- The Rebels are averaging 93.0 ppg over their last two games and 84.2 ppg over the last five.
- Head coach Andy Kennedy recently moved past former Kentucky coach Rick Pitino into 19th on the SEC career coaching victories list and now has 228 wins at Ole Miss. A win over Arkansas would be Kennedy's 250th as a head coach.
- The Rebels have hit 126 of 148 (.851) attempts from the free throw line over the last six games. Ole Miss leads the league in SEC play making 75.9 percent of its attempts and ranks first in the conference, and fourth nationally, in made free throws this year with 508.
- Senior F Sebastian Saiz recorded his 26th career double-double with 11 points and 15 boards at Tennessee and now has 17 double-doubles this season, which leads the SEC and ranks fifth nationally. Saiz leads the SEC and ranks sixth in the nation pulling down 11.2 rebounds a game and is the only player in the conference this season averaging a double-double. The league's active career rebounding leader, he recently moved past Reggie Buckner into third in Ole Miss history with 891 rebounds. Saiz has topped both 1,000 points and 800 boards in his career and is just the sixth player in Ole Miss history accomplish that feat. He needs just nine rebounds to join Rebel great Murphy Holloway as the only two players in school history with 1,000 points and 900 rebounds.
- Sophomore G Terence Davis scored a career-high 33 points in Ole Miss' win over LSU and is averaging 29.5 points and 6.0 rebounds a game over his last two games while shooting 70.6 percent (24 of 34) from the field. He has increased his scoring this season 12.5 ppg over last year, which is the largest increase in scoring for any player in the SEC and ranks sixth in the conference averaging 16.2 ppg in league play.
- Two Ole Miss signees - Devontae Shuler and Jamarko Pickett - were recently ranked four-star prospects in the latest release of the Rivals.com 150. Shuler was rated the No. 106 prospect in the nation, while Pickett checked in at No. 113. Pickett was also ranked the No. 93 player in the nation by ESPN.com.
- Ole Miss ranks No. 61 in the latest NCAA RPI and boasts the 36th toughest schedule this season. The Rebels have played 15 games against teams ranked inside the RPI top 100. Over the past three years, only one team with both a top 50 RPI and strength of schedule has missed the NCAA Tournament.

PROJECTED OLE MISS STARTERS



F | 11 | SEBASTIAN SAIZ
6-9 | 240 | Sr. | Madrid, Spain

PTS	REB	BLK	STL	FG%	FT%
15.2	11.2	1.1	1.0	48.4	73.1



F | 5 | MARCANVIS HYMON
6-7 | 220 | Jr. | Memphis, Tenn.

PTS	REB	BLK	STL	FG%	FT%
3.8	4.5	1.2	0.7	54.8	40.4



G | 1 | DEANDRE BURNETT
6-2 | 192 | Jr. | Miami Gardens, Fla.

PTS	REB	AST	STL	FG%	FT%
16.5	2.2	3.3	1.1	34.5	89.8



G | 4 | BREEIN TYREE
6-2 | 192 | Fr. | Somerset, N.J.

PTS	REB	AST	STL	FG%	FT%
5.5	1.6	2.0	0.5	36.1	68.9



G | 3 | TERENCE DAVIS
6-4 | 201 | So. | Southaven, Miss.

PTS	REB	AST	STL	FG%	FT%
14.3	5.5	1.6	1.3	48.3	74.4

0
G**DONTE FITZPATRICK-DORSEY**

6-4 | 191 | So. | Memphis, Tenn.

PTS	REB	AST	STL	FG%	FT%
1.6	1.2	0.5	0.3	38.5	91.7

LAST GAME: Scored 4 points and grabbed 2 rebounds in 5 minutes off the bench.**NOTES:** Scored 4 points and grabbed 2 rebounds in 5 minutes off the bench vs. AU (2/11) ... Played in 21 games with one start as a freshman.1
G**DEANDRE BURNETT**

6-2 | 192 | Jr. | Miami Gardens, Fla.

PTS	REB	AST	STL	FG%	FT%
16.5	2.2	3.3	1.1	34.5	89.8

LAST GAME: Scored 15 points and added 5 assists and 2 rebounds in a start.**NOTES:** Scored 41 points and hit 9 3-pointers vs. ORU (11/18) ... Has hit 30 of last 31 from the line ... Ranks 2nd in SEC in FT% and 5th in scoring ... Made 25 consecutive free throws to start the season, the best in the NCAA.2
G**CULLEN NEAL**

6-4 | 191 | Jr. | Albuquerque, N.M.

PTS	REB	AST	STL	FG%	FT%
9.7	1.7	2.6	0.5	40.4	85.1

LAST GAME: Scored 20 points, hit 3 3s and dished out 5 assists in 30 minutes.**NOTES:** Averaging 15.0 ppg over last two ... Posted 20 points and 5 assists vs. AU (2/11) ... Scored 12 points and hit 3 of 3 from 3 vs. UT (1/17) ... Posted 11 points, 9 assists and no TOs vs. BU (12/22) ... Graduated from UNM in three years.3
G**TERENCE DAVIS**


6-4 | 201 | So. | Southaven, Miss.

PTS	REB	AST	STL	FG%	FT%
14.3	5.5	1.6	1.3	48.3	74.4

LAST GAME: Scored career-high 33 points and grabbed 6 boards.**NOTES:** 4 double-doubles this year ... Ranks 6th in scoring in SEC play at 16.2 ppg ... SEC POW honors (1/23) ... Averaging 17.6 ppg and 6.5 rpg over last eight games ... Posted 26 points, all in 2H, and 6 boards vs. AU (2/11).4
G**BREIN TYREE**

6-2 | 192 | Fr. | Somerset, N.J.

PTS	REB	AST	STL	FG%	FT%
5.5	1.6	2.0	0.5	36.1	68.9

LAST GAME: Posted 5 points, 3 assists and 3 rebounds in a start.**NOTES:** Averaging 9.5 ppg over last six games ... Scored a career-high 20 points, including 18 in 2H, vs. BU (1/29) ... Posted 15 points and 6 assists vs. UT (1/17) ... Tore ACL in April and was cleared to play late in fall camp.5
F**MARCANVIS HYMON**

6-7 | 220 | Jr. | Memphis, Tenn.

PTS	REB	BLK	STL	FG%	FT%
3.8	4.5	1.2	0.7	54.8	40.4

LAST GAME: Scored 5 points and grabbed 2 boards in a start.**NOTES:** Scored 8 points and grabbed a season-high 12 boards at UT (2/8) ... Posted 8 points, 11 rebounds, 4 steals and 2 blocked shots vs. ORU (11/18) ... Posted 8 rebounds, 6 points and 4 blocked shots vs. UTM (11/11).11
F**SEBASTIAN SAIZ**

6-9 | 240 | Sr. | Madrid, Spain

PTS	REB	BLK	STL	FG%	FT%
15.2	11.2	1.1	1.0	48.4	73.1

LAST GAME: Posted 15 points, 6 rebounds and 4 assists in a start.**NOTES:** Career-high 26 points, 12 boards vs. SJU (11/20) ... Had 22 points, career-high 19 rebounds vs. UMass (11/14) ... The SEC active career leader with 891 rebounds ... Leads SEC in rebounding and 10th in scoring ... 26 career double-doubles.12
F**KARLIS SILINS**

6-11 | 245 | Fr. | Riga, Latvia

PTS	REB	BLK	AST	FG%	FT%
0.5	0.6	0.1	0.0	33.3	50.0

LAST GAME: DNP**NOTES:** Tore his left ACL in practice in December and will miss the remainder of the season ... A member of Lithuanian U-18 team ... Extensive international experience ... Averaged 14.8 points, 7.5 boards and 2.0 blocked shot a game for VEF Skola.14
G**RASHEED BROOKS**

6-5 | 201 | Sr. | Kalamazoo, Mich.

PTS	REB	AST	STL	FG%	FT%
7.4	2.7	1.6	1.0	38.4	89.5

LAST GAME: Posted 9 points and a career best 7 steals in 29 mins off the bench.**NOTES:** Scored 15 points and hit 3 vs. MSU (1/31) ... Posted 15 points, 3 assists and 3 steals vs. UK (12/29) ... Scored a career-high 22 points and knocked down 4 3s vs. Creighton (11/21).24
G**LANE BELOW**

6-1 | 190 | Jr. | Advance, Mo.

PTS	REB	AST	STL	FG%	FT%
1.0	-	-	-	50.0	-

LAST GAME: DNP**NOTES:** Scored 2 points in first career action as a Rebel vs. BU (12/22) ... Played in 30 games with seven starts for Three Rivers C.C. last year ... Was a teammate of current Rebels Jake Coddington and Justas Furmanavicius at Three Rivers.30
F**JAKE CODDINGTON**

6-6 | 212 | Sr. | Edwardsville, Ill.

PTS	REB	AST	STL	FG%	3FG%
-	-	-	-	-	-

LAST GAME: DNP**NOTES:** Played in 13 games in his first season in Oxford ... A teammate of current Rebels Jake Coddington and Justas Furmanavicius at Three Rivers C.C.50
F**JUSTAS FURMANAVICIUS**

6-7 | 210 | Jr. | Kaunas, Lithuania

PTS	REB	BLK	STL	FG%	FT%
6.4	4.8	1.2	0.8	49.6	63.8

LAST GAME: Scored 4 points and added 2 rebounds in 27 minutes.**NOTES:** Tied for team lead with 30 blocked shots ... Made 20 of last 22 from line ... Scored career-high 15 points and grabbed 9 rebounds vs. UT (1/17) ... Shooting 81.6 percent from the line in SEC play.

CAREER RECORD AS A HEAD COACH:

249-149 (.626 winning pct. / 12 Seasons)

RECORD AS OLE MISS' HEAD COACH:

228-136 (.626 winning pct. / 11 Seasons)

COACHING HONORS

2013 SEC Coach of the Year (NBCSports.com)
 2009 Clair Bee National Coach of the Year Finalist
 2007 SEC Coach of the Year (Associated Press)
 2006 BIG EAST Coach of the Year (CBS Sportsline, New York Post)
 2004 One of nation's "Top 10 Assistant Coaches" (Athlon)
 2004 One of nation's "Top 20 Recruiters" (Rivals.com)

**COACHING CAREER**

Season	School	Position	Record/Postseason
1994-95	So. Alabama	Assistant Coach	8-15
1996-97	UAB	Assistant Coach	18-14/NIT
1997-98	UAB	Assistant Coach	21-12/NIT
1998-99	UAB	Assistant Coach	20-12/NCAA
1999-00	UAB	Assistant Coach	14-14
2000-01	UAB	Assistant Coach	17-14
2001-02	Cincinnati	Asst. Coach/Recruiting Coordinator	31-4/NCAA
2002-03	Cincinnati	Asst. Coach/Recruiting Coordinator	17-12/NCAA
2003-04	Cincinnati	Asst. Coach/Recruiting Coordinator	25-7/NCAA
2004-05	Cincinnati	Assoc. Head Coach/Recruiting Coord.	25-8/NCAA
2005-06	Cincinnati	Interim Head Coach	21-13/NIT Quarters
2006-07	Ole Miss	Head Coach	21-13/NIT
2007-08	Ole Miss	Head Coach	24-11/NIT Semi
2008-09	Ole Miss	Head Coach	16-15
2009-10	Ole Miss	Head Coach	24-11/NIT Semi
2010-11	Ole Miss	Head Coach	20-14/NIT
2011-12	Ole Miss	Head Coach	20-14/NIT
2012-13	Ole Miss	Head Coach	27-9/NCAA 3rd Rd
2013-14	Ole Miss	Head Coach	19-14
2014-15	Ole Miss	Head Coach	21-13/NCAA 2nd Rd
2015-16	Ole Miss	Head Coach	20-12
2016-17	Ole Miss	Head Coach	16-10

PLAYING CAREER

1982-84 Two-time All-State selection at Winston Academy (Louisville, Miss.)
 1983 State Champions
 1984-86 Two-time All-State selection at Louisville HS
 1986 Parade All-American, Mississippi Player of the Year
 1986-87 Freshman at North Carolina State, coached by Jim Valvano
 1987 ACC Tournament Champions
 1988-91 Three-year letterman at UAB, coached by Gene Bartow
 1991 Honorable Mention All-America Selection (Basketball Times)
 Two-time All-Sun Belt Conference (1990, 1991)
 School's 2nd all-time leading scorer (1,787 points)
 Still holds more than 15 school records, including season average of 21.8 ppg
 1990 Sun Belt Conference Champions, NCAA Tournament
 1989 NIT Final Four
 1991-94 Played professionally in the NBA (Charlotte) and in Greece, Spain, Holland and Puerto Rico

EDUCATION: Bachelor of Arts in History, UAB 1991**KENNEDY MAKING HIS MARK AT OLE MISS**

- The all-time winningest coach in Ole Miss history
- Two-time SEC Coach of the Year (2007, '13)
- 2013 SEC Tournament Title
- 2013 NCAA Third Round
- 2015 NCAA Second Round
- Two SEC Western Division Titles (2007, '10)
- Two NIT Final Four appearances (2008, '10)
- Seven postseason berths (2007, '08, '10, '11, '12, '13, '15)
- Tied the school record with 27 wins in 2013.
- Eight 20+ win seasons (2007 - 21, '08 - 24, '10 - 24, '11 - 20, 12 - 20, '13-27, '15-21, '16-20)
- Ole Miss was the only team in the SEC recognized by the NCAA in 2011-12 season for being in the top-10 percent of teams in the men's basketball Academic Progress Rate.
- More postseason wins (9) than any coach in program history.
- Reached 100 wins faster than any coach in school history (158 games).
- First coach to lead Ole Miss to 10-straight winning seasons.
- Led Rebels to eight 20-plus win season in first 10 years after and program recorded seven such seasons in first 96 years. Also, first coach to lead Ole Miss to four consecutive 20-win seasons.
- The Rebels have been nationally ranked a total of 18 weeks during Kennedy's tenure, rising as high as 14th.
- Has coached the school's all-time leading rebounder, shot blocker and 3-point FG shooter.
- Boasts the fourth-most wins in SEC history by a coach in his first 10 years in the league with 212 trailing just Joe B. Hall, Kentucky (227), Billy Donovan, Florida (226) and Wimp Sanderson, Alabama (216).
- Ole Miss has led the SEC in scoring at just under 75.0 ppg in the 10 seasons under Kennedy.
- Ole Miss, Florida and Kentucky are the only three teams in the SEC to advance to the NCAA Tournament two of the last four seasons.
- One of nine active head coaches who have coached at least 11 years without a losing season.
- Ole Miss and Kentucky are the only two programs in the SEC to have finished .500 or better in the conference each of the last five seasons.
- Ole Miss has had six seasons with a .500 or better record in SEC in each Kennedy's 10 years, while the Rebels had 17 such seasons in the 96 years before his arrival.
- Fifth coach in SEC history to guide his teams to 20+ wins in seven of his first nine seasons. The others: Joe. B. Hall (Kentucky), Don DeVoe (Tennessee), Rick Pitino (Kentucky) and Tubby Smith (UGA/Kentucky).
- Fourth coach in SEC history with 45 or more wins in his first two seasons at a league school. The others: Tubby Smith (63 at Kentucky, 45 at Georgia), Eddie Sutton (50 at Kentucky) and Bruce Pearl (46 at Tennessee).
- Ole Miss season and single-game attendance records have been shattered.
- Ole Miss led the SEC in scoring (77.2) for the first time in school history in 2012-13.
- Ole Miss team statistical records in nearly every offensive category and some defensive categories have been established, as well as many individual records.
- Ole Miss is third in the SEC behind Florida and Kentucky for the most All-SEC selections in the last 10 years (16).
- In 2007-08, Ole Miss set school records for longest winning streak and most wins to start a season.
- In 2006-07, Ole Miss won the most games (21) by a first-year Rebel head coach and received SEC Coach of the Year honors.





UNPARALLELED **SUCCESS** *UNDER AK*

212
ALL-TIME WINNINGEST COACH
IN OLE MISS HISTORY

DEAN OF THE
COACHES 

2X COACH OF THE
YEAR 



2013  TOURNAMENT
CHAMPION

8 20-WIN
SEASONS

14 ALL- PLAYERS

Ole Miss is one of only 18 (of 65) Power 5 programs to win 20+ games in 8 of the last 10 seasons.

10

STRAIGHT
WINNING
SEASONS

for first time in school history



FIVE STRAIGHT SEASONS

with a .500 record or better in the SEC for
the first time in school history

Ole Miss has posted 10 consecutive winning seasons, all under head coach Andy Kennedy, and is one of just two teams in the SEC and 16 programs in the nation to have 10- straight winning seasons.



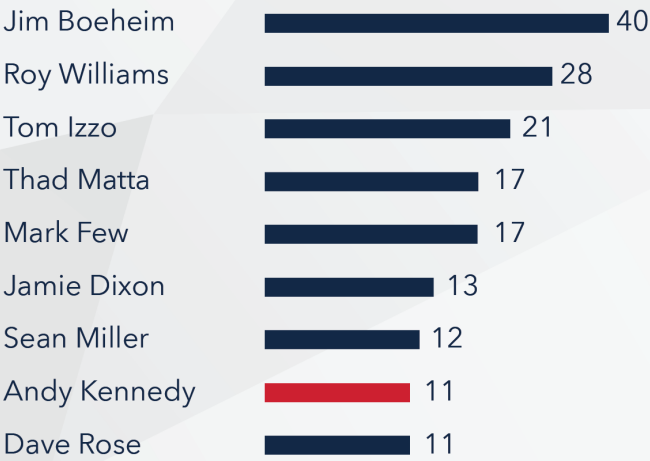
Has averaged more than 21 wins per season after program posted only 21 or more wins three times in 96 years before his arrival.




Ole Miss, Florida and Kentucky are the only teams in the SEC to win 20-plus games in eight of the last 10 seasons.

Ole Miss and Kentucky are the only teams to finish .500 or better in the SEC each of the last five seasons.

CONSECUTIVE WINNING SEASONS TO START CAREER



Kennedy boasts the fourth-most wins in SEC history by a coach in his first 10 years in the league:



OLE MISS QUICK FACTS

Name	...Ole Miss (The University of Mississippi)
Nickname Rebels
Location Oxford, Mississippi
Founded November 6, 1848
Enrollment 24,250
School Colors Cardinal Red and Navy Blue
Mascot Rebel
Chancellor Dr. Jeffrey S. Vitter
Faculty Representative Dr. Ron Rychlak
Athletics Director Ross Bjork
Conference Southeastern (SEC)
2015-16 Record 20-12
SEC Record/Finish 10-8/t-6th SEC
Postseason none
Lettermen Returning/Lost 6/7
Starters Returning/Lost 2/3
Newcomers 7

MEDIA SERVICES

CREDENTIALS

Please contact the Athletics Media and Public Relations Office for game credentials. Requests for credentials should be emailed to desnowde@olemiss.edu and will be limited to working members of the media. Credentials will be held at the will-call table located at the media entrance on the southwest corner of The Pavilion at Ole Miss.

Priority will be given to media representatives that cover Ole Miss basketball on a regular basis. Credentials are non-transferable. Unauthorized use is strictly prohibited.

INTERVIEW POLICY

All interview requests — coaches and players — **MUST** be coordinated through the Athletics Media Relations office. During the week, head coach Andy Kennedy and Rebel players will generally be available for interview at the Tuohy Center before practice on Mondays, unless arranged otherwise. Please email or text your player requests to Daniel Snowden by 5 p.m. of the day prior to interviews. There will be no gameday player interviews until after the game.

PRACTICE POLICY

Ole Miss basketball practices and walk-throughs are closed to the public and the media.

WEEKLY TELECONFERENCE

The Southeastern Conference conducts a bi-weekly Monday morning teleconference with all 14 men's basketball head coaches beginning in January and running through the end of the season. Coach Kennedy is on the teleconference at 11:10 a.m.

PARKING

Media parking is located in the garage or at the Ole Miss Track Complex (see map next page). Media members should request parking in advance. Media members that attend practices, press conferences and other on-campus events during the week should make arrangements with campus parking by visiting olemiss.edu/parking/media.html.

POSTGAME INTERVIEWS

Both team locker rooms are CLOSED to the media following the game, by facility policy. Visiting coach and player interviews will address the media in the media workroom following a cooling off period approximately 10 minutes after the game. Ole Miss head coach Andy Kennedy and selected Ole Miss players will address the media following the visiting team.

DAVIS LEADS OLE MISS COMEBACK OVER LSU

Sophomore G **Terence Davis** poured in a career high **33 points**, with 22 coming in the second half, as Ole Miss (16-10, 7-6) erased an 11-point second half deficit to storm past LSU, 96-76. **The Rebels ended the game on a 17-0 run**, hitting 10 of their last 11 shots. **Ole Miss closed out the game on a 42-12 streak to blow past the Tigers.** Senior F **Sebastian Saiz** scored 15 points and grabbed six rebounds, while junior G **Deandre Burnett** also chipped in 15 points and added five assists. Senior G **Rasheed Brooks** scored nine points and **posted a career high seven steals, as the Rebels tallied a season best 14 steals.** Ole Miss also **knocked down 18 of 20 attempts from the free throw line.**

MOST IMPROVED PLAYER IN THE SEC

Sophomore **Terence Davis** earned **SEC Player of the Week** honors earlier this season after posting two double-doubles in Ole Miss' wins over Tennessee and Missouri. Davis averaged 19.0 points, 11.0 rebounds and 4.0 assists in the two victories. **He had a then career-high 20 points in the win over the Vols**, including 13 in the second half as the Rebels overcame a 13-point deficit, and added 19 points and 11 boards at Mizzou. **Davis has increased his scoring 12.5 ppg this year over last season's average (1.8 ppg to 14.3 ppg), which is the largest jump in scoring for any player in the SEC.** He is averaging 17.6 points and 6.5 rebounds a game over his last six games and **has scored 59 points over his last three halves.**

KENNEDY ADMINISTRATION BEGINS 11TH YEAR

In 11 seasons under Mississippi native **Andy Kennedy**, Ole Miss has a 228-136 record, one SEC Tournament championship, two SEC West championships, eight 20-win campaigns and seven postseason berths, which includes two NCAA Tournament appearances and pair of trips to the NIT Final Four. **The all-time winningest coach in school history, Kennedy has averaged more than 21 wins per season in his 10 years in Oxford after the Rebels posted just three 21-win seasons in the 96 years before his arrival.**

COMPARING THE TEAMS

Statistic	Ole Miss	Arkansas
Scoring Offense	78.1	80.2
Scoring Defense	75.6	74.2
Scoring Margin	+2.5	+6.0
Field Goal Pct.	.428	.463
Opp. Field Goal Pct.	.423	.425
3-Point Pct.	.347	.379
Opp. 3-Point Pct.	.372	.339
Free Throw Pct.	.757	.749
Rebounds Per Game	38.9	36.2
Opp. Rebounds Per Game	36.3	35.5
Rebound Margin	+2.6	+1.2
Assists Per Game	13.4	14.4
Turnovers Per Game	14.4	12.1
Opp. Turnovers Per Game	14.2	13.3
Turnover Margin	-0.2	+1.2
Steals Per Game	7.0	7.5
Blocks Per Game	4.6	4.8

OLE MISS REBEL ROSTER

No.	Name	Pos.	Ht.	Wt.	Yr.	Hometown (High School/Other School)
0	Donte Fitzpatrick-Dorsey	G	6-4	191	So.	Memphis, Tenn. (Southwind)
1	Deandre Burnett	G	6-2	192	Jr.	Miami Gardens, Fla. (Miami (Fla.))
2	Cullen Neal	G	6-4	191	Jr.	Albuquerque, N.M. (New Mexico)
3	Terence Davis	G	6-4	201	So.	Southaven, Miss. (Southaven)
4	Breein Tyree	G	6-2	192	Fr.	Somerset, N.J. (St. Joseph)
5	Marcanvis Hymon	F	6-7	220	Jr.	Memphis, Tenn. (Whitehaven)
11	Sebastian Saiz	F	6-9	240	Sr.	Madrid, Spain (Sunrise Christian Academy)
12	Karlís Silins	F	6-11	245	Fr.	Riga, Latvia (WEF Skola)
14	Rasheed Brooks	G	6-5	203	Sr.	Kalamazoo, Mich. (Southwest Tennessee College)
24	Lane Below	G	6-1	190	Jr.	Advance, Mo. (Three Rivers C.C.)
30	Jake Coddington	F	6-6	212	Sr.	Edwardsville, Ill. (Three Rivers C.C.)
44	Dominik Olejniczak	C	7-0	255	Fr.	Torun, Poland (Drake)
50	Justas Furmanavicius	F	6-7	210	Jr.	Kaunas, Lithuania (Three Rivers C.C.)

Head Coach:

Andy Kennedy (UAB, 1991), 11th Year

Assistant Coaches:

Bill Armstrong (UAB, 2001), 11th Year; Tony Madlock (Memphis, 1991), Third Year; Todd Abernethy (Ole Miss, 2007), Third Year

Coordinator of Basketball Operations: James Hark

Coordinator of Video Services: Nathan Dye

Athletic Trainer: Andrew Beyke

Strength & Conditioning Coach: Matt Turner

PRONUNCIATIONS

Lane BELOW	buh-LOO
JUSTAS FURMANAVICIUS	YOO-stuss fur-mah-NAH-vih-chuss
MARCANVIS Hymon	Mar-CAN-vis
DOMINIK OLEJNICZAK	DAH-mih-nick oh-la-NEE-chak
Sebastian SAIZ	cy-EES
KARLIS SILINS	KAR-lis SHILL-insh

OLE MISS WINS 20 ... AGAIN

Ole Miss posted 20 wins last year for the eighth time in 10 seasons under Andy Kennedy. Ole Miss had seven 20-win campaigns in the 96 seasons prior to Kennedy's arrival in Oxford. **Kennedy is just the fifth coach in SEC history to guide his teams to 20+ wins in at least eight of his first 10 years in the league.** The others: Billy Donovan (Florida), Joe. B. Hall (Kentucky), Nolan Richardson (Arkansas), Tubby Smith (Georgia/Kentucky). Kennedy is also the first coach in Ole Miss history to win 20 games in five-straight seasons. **Ole Miss and Kentucky are also the only two schools to finish .500 or better in the SEC each of the last five seasons.**

DEAN OF SEC COACHES

Entering his 11th season in the league, Ole Miss head coach **Andy Kennedy is the Dean of SEC basketball coaches.** Kennedy has faced **38 different head coaches in the SEC during his time in Oxford.** He is also the **longest tenured head coach in the league in both basketball and football** having entered the league prior to Alabama football coach Nick Saban.

REBELS CONSISTENTLY UNDERRATED

The Rebels were predicted to finish ninth in the SEC this year by the media. Ole Miss finished tied for sixth in the league standings after being projected ninth in the preseason last year. **The Rebels have not finished worse than sixth in the league and have finished above their preseason projected finish each of the last five seasons since the league moved away from a divisional format.**

KENNEDY MOVING UP SEC COACHING WINS LIST

Ole Miss head coach **Andy Kennedy moved past former Kentucky coach Rick Pitino for 19th in SEC history with 228 career victories.** See complete list below:

1. Adolph Rupp (Kentucky) - 875
2. Billy Donovan (Florida) - 467
3. Dale Brown (LSU) - 448
4. C.M. Newtown (UA/VU) - 340
- Harry Rabenhorst (LSU) - 340
6. Kevin Stallings (Vanderbilt) - 332
7. Tubby Smith (UGA/UK) - 308
8. Joe B. Hall (Kentucky) - 297
- Hugh Durhman (Georgia) - 297
10. Rick Stansbury (MSU) - 293
11. Ray Mears (Tennessee) - 278
- Roy Skinner (Vanderbilt) - 278
13. Wimp Sanderson (Alabama) - 265
- John Mauer (UK/UT/UF) - 265
15. Hank Crisp (Alabama) - 264
16. Nolan Richardson (Arkansas) - 249
17. John Calipari (Kentucky) - 237
18. Norm Sloan (Florida) - 232
- 19. Andy Kennedy (Ole Miss) - 228**
20. Rick Pitino (Kentucky) - 219
21. Joel Eaves (Auburn) - 214

SAIZ SAYS DOUBLE-DOUBLE

Senior F **Sebastian Saiz is the SEC active career leader in rebounding with 885 boards.** He leads the league, and ranks sixth nationally, in rebounding this year pulling down 11.4 boards a game and **is the only player in the SEC averaging a double-double this season. Saiz leads the SEC, and ranks fourth nationally, with 17 double-doubles this year and leads all active players in the conference with 26 career double-doubles.**

NCAA Rebounding Leaders

- | | |
|------------------------------------|-----------------|
| 1. Angel Delgado, Seton Hall | 13.0 PRG |
| 2. Caleb Swanigan, Purdue | 13.0 PRG |
| 3. Steve Taylor Jr., Toledo | 12.1 RPG |
| 4. Rokas Gustys, Hofstra | 12.0 PRG |
| 5. Bryce Washington, ULL | 11.5 RPG |
| 6. Sebastian Saiz, Ole Miss | 11.2 PRG |
| 7. James Thompson IV, E. Michigan | 11.0 RPG |
| 8. Emmanuel Omogbo, Colorado St. | 10.8 RPG |
| 9. Alec Peters, Valparaiso | 10.7 RPG |
| 10. Aubrey Williams, Kennesaw St. | 10.7 RPG |

BY THE NUMBERS**The Rebels' record is ...**

- Overall. 16-10
- SEC Games 7-6
- Streak W2
- Overtime 1-0
- Home Overall (SEC) 11-5 (4-3)
- Road Overall (SEC) 3-4 (3-3)
- Neutral Games (SEC) 2-1 (0-0)

- Day Games 5-2
- Night Games (6 p.m. or later) 11-8
- November Games 5-2
- December Games 4-2
- January Games 4-5
- February Games 3-1
- March Games 0-0

- Monday Games 2-1
- Tuesday Games 3-1
- Wednesday Games 0-3
- Thursday Games 3-1
- Friday Games 2-0
- Saturday Games 5-1
- Sunday Games 1-2

- Red Jerseys 2-3
- Navy Jerseys 1-3
- White Jerseys 11-3
- Grey Jerseys 2-1

- Overtime Games 1-0
- vs. Ranked Opponents. 0-4

Rebels' record when ...

- Leading at the half 9-3
- Tied at the half 1-0
- Behind at the half 6-7

- Scores 90 points or more 5-0
- Scores 80-89 points 8-0
- Scores 70-79 points 2-5
- Scores less than 70 points 1-5

- Out-rebounds opponent 12-6
- Out-rebounded by opponent 3-4
- Ties opponents in rebounds 1-0

- Shoots 50 percent or better 1-1
- Shoots between 40-49 percent 14-5
- Shoots under 40 percent 1-4
- Shoots 30 percent or better from 3-pt. 13-6
- Shoots under 30 percent from 3-pt. 3-4
- Shoots 70 percent or better from FT line 13-8
- Shoots 60-69 percent from FT line 3-1
- Shoots under 60 percent from FT line. 0-1
- Opp. shoots 50 percent or better 0-3
- Opp. shoots 40-49 percent 9-6
- Opp. shoots under 40 percent. 7-1
- Opp. shoots 30 percent or better from 3-pt. 11-8
- Opp. shoots under 30 percent from 3-pt. .. 5-2
- Commits 15 turnovers or more 7-6
- Commits less than 15 turnovers 9-4
- Forces 15 turnovers or more 9-3
- Forces less than 15 turnovers. 7-7
- Has less (or same) turnovers than opp. .. 10-4

OLE MISS IN SEC/NCAA STATS

	SEC	NCAA	Category (as of 2/15)
Ole Miss	7	57	Blocks/Game (4.6)
Ole Miss	4	75	Def. Reb./Game (26.73)
Ole Miss	3	10	FT Attempts (671)
Ole Miss	1	4	FT Made (508)
Ole Miss	2	27	FT% (75.7)
Ole Miss	6	63	Off. Reb./Game (12.15)
Ole Miss	6	51	Total Blocks (119)
Ole Miss	2	43	Total Rebounds (1,011)
Ole Miss	3	40	Total Reb./Game (38.88)
S. Saiz	1	9	Def. Reb./Game (8.08)
S. Saiz	1	5	Double Doubles (17)
D. Burnett	2	40	FT Attempts (166)
S. Saiz	5	59	FT Attempts (156)
D. Burnett	1	12	FT Made (149)
S. Saiz	5	73	FT Made (114)
D. Burnett	2	21	FT% (89.8)
S. Saiz	1	33	Off. Reb./Game (3.15)
S. Saiz	1	6	Rebounds/Game (11.2)
S. Saiz	1	5	Total Rebounds (292)

SEC-ONLY STATS

	SEC	Category (as of 2/12)
Ole Miss	2	FT% (.750)
Ole Miss	6	FG% Defense (.432)
Ole Miss	5	Rebounding Offense (37.6)
Ole Miss	6	Rebounding Margin (+0.2)
Ole Miss	T6	Steals (6.4)
Ole Miss	4	Defensive Rebounds (26.5)
Ole Miss	6	Def. Reb. % (.705)
S. Saiz	7	Scoring (14.9)
T. Davis	T8	Scoring (14.8)
D. Burnett	13	Scoring (14.7)
S. Saiz	1	Rebounding (10.9)
T. Davis	7	FG% (.472)
S. Saiz	9	FG% (.448)
D. Burnett	9	Assists (3.9)
D. Burnett	2	FT% (.859)
S. Saiz	T2	Offensive Reboudns (3.3)
S. Saiz	1	Def. Rebounds (7.7)
T. Davis	10	Def. Rebounds (4.5)
S. Saiz	3	Minutes (35.0)
D. Burnett	17	Minutes (31.0)

SAIZ JOINS 1,000/800 CLUB

With 17 points and 10 rebounds against Tennessee, senior F **Sebastian Saiz became just the sixth player in Ole Miss history to eclipse 1,000 points and 800 rebounds in his career.** Saiz is the 38th player in Ole Miss history to break 1,000 career points and the **10th under head coach Andy Kennedy.** He is also the seventh player in school history to post 800 career rebounds and recently passed Reggie Buckner for third on the Ole Miss career rebounding list with 891. Saiz also needs nine rebounds to join Murphy Holloway as the only players in Ole Miss history with 1,000 points and 900 rebounds. **He would also become the only player in Rebel history with 1,000 points, 900 boards and 100 blocked shots and just the 16th player in SEC history to reach the milestone** joining conference legends like Glenn Davis (LSU), Shaquille O'Neal (LSU) and Kenny Walker (UK).

OLE MISS NEARING .500 MARK AS A PROGRAM

With a 1275-1278 all time record, Ole Miss is nearing a .500 winning percentage as a program. The Rebels were 95 games under .500 when **Andy Kennedy** took over in Oxford and **have not been .500 or better as a program since Ole Miss was 440-440 on Jan. 17, 1958.**

REBELS RATE HIGHLY IN LATEST RPI RELEASE

Ole Miss checks in at No. 61 in the latest Ratings Percentage Index released by the NCAA, while Saturday's opponent Arkansas checks in at No. 48. **Ole Miss is 7-10 against the RPI top 150 with wins over Tennessee (No. 44), Vanderbilt (No. 65), Auburn (No. 71), Memphis (No. 100), MSU (No. 131), UMass (No. 148) and LSU (No. 150).** The Rebels' 10 losses this season have come against No. 1 Baylor, No. 9 Kentucky, No. 10 Florida, No. 17 Creighton, No. 21 South Carolina, No. 32 Virginia Tech, No. 38 Middle Tennessee, No. 44 Tennessee, No. 52 Georgia and No. 90 Texas A&M. **Ole Miss boasts the 36th toughest strength of schedule this season and the Rebels have played the 38th toughest non-conference schedule according to ESPN.com.**

KENNEDY'S FIRST 10 YEARS RANK AMONG ALL-TIME SEC GREATS ...

Last season, head coach Andy Kennedy moved past MSU's Rick Stansbury for the **fourth-most wins by a head coach in their first 10 years who took over an SEC program.** See the list below:

1. Joe B. Hall (Kentucky) – 227
2. Bill Donovan (Florida) – 226
3. Wimp Sanderson (Alabama) – 216
- 4. Andy Kennedy (Ole Miss) - 212**
5. Rick Stansbury (Mississippi State) – 208
6. Mark Gottfried (Alabama) – 198
7. Kevin Stallings (Vanderbilt) - 189
8. Cliff Ellis (Auburn) – 186
- Ray Mears (Tennessee) – 186
10. Don Devoe (Tennessee) – 185
11. John Brady (LSU) – 184
- Hugh Durham (Georgia) – 184
13. Dale Brown (LSU) – 175
14. Roy Skinner (Vanderbilt) – 173
16. Babe McCarthy (Mississippi State) – 169

... AND HE IS CLIMBING UP THE 11-YEAR LIST

Kennedy is also fifth on the list for most wins by a coach in their first 11 years in the league after taking over an SEC program. See the list below:

1. Bill Donovan (Florida) – 261
2. Joe B. Hall (Kentucky) – 250
3. Wimp Sanderson (Alabama) – 239
4. Rick Stansbury (Mississippi State) – 231
- 5. Andy Kennedy (Ole Miss) - 228**
6. Kevin Stallings (Vanderbilt) - 213
7. Mark Gottfried (Alabama) – 210
8. Don Devoe (Tennessee) – 204
9. Ray Mears (Tennessee) – 201
10. Hugh Durham (Georgia) – 199
11. Dale Brown (LSU) – 194
12. John Brady (LSU) – 192
13. C.M. Newtown (Alabama) – 193
14. Roy Skinner (Vanderbilt) – 188
15. Adolph Rupp (Kentucky) – 185

REBELS STORM BACK FOR 10TH STRAIGHT OVER THE TIGERS

Ole Miss tied a school record with a 23-point comeback to knock off Auburn 90-84 for the 10th straight time. The Rebels overcame a 20-point halftime deficit and a 23-point second half deficit, which both tied Ole Miss' comeback victory at Alabama in 2010. Sophomore G **Terence Davis** scored a **career-high 26 points, all in the second half**, after playing just four minutes in the first half. Davis knocked down 11 of 13 shot from the field in the second half and pulled down six rebounds. Junior G **Cullen Neal** added **20 points, 15 coming in the second half**, and hit 3 of 7 attempts from behind the arc. Junior **Deandre Burnett** chipped in 18 points and was a perfect 10 of 10 from the line, as the **Rebels made 27 of 31 attempts from the line in the comeback.** Ole Miss scored 63 points in the second half and shot 62.5 percent from the field.

SECOND HALF SURGE GIVE REBELS COMEBACK WIN AT VANDERBILT

Sophomore G **Terence Davis** and junior **Deandre Burnett** scored 17 points each as **Ole Miss overcame a five-point halftime deficit to knock off Vanderbilt 81-74. Davis scored all 17 of his points in the second half** to help Ole Miss to the come-from-behind victory. Ole Miss opened the second half with a 9-2 run take the lead for good. The Rebels **knocked down 7 of 9 from behind the arc in the second half** and out rebounded the Commodores 41-33. **Ole Miss also forced 11 VU turnovers, while committing just eight.** Junior F **Justas Furmanavicius** and freshman G **Breein Tyree** both added 11 points for the Rebels and senior F **Sebastian Saiz** recorded **16th double-double of the year with 16 rebounds and 10 points.**

REBELS ROUT BULLDOGS

Ole Miss routed Mississippi State 88-61 as four Rebels scored in double figures led by sophomore G **Terence Davis** with 18 points and senior F **Sebastian Saiz** with 17. **It marked the largest margin of victory over MSU for the Rebels since 1951.** Saiz posted his 15th double-double of the season with 17 points and 11 rebounds, while junior G **Deandre Burnett** added 16 points, five assists and a career-high four steals. Junior F **Justas Furmanavicius** chipped in **six points and pulled down 10 boards as the Rebels posted a +13 rebounding margin and outscored the Bulldogs 44-28 in the paint.**

CONSISTENT WINNER

Andy Kennedy is one of nine active head coaches with 10 or more consecutive winning seasons to start a career. The list includes: Jim Boehiem (40), Roy Williams (28), Tom Izzo (21), Thad Matta (17), Mark Few (17), Jamie Dixon (13), Sean Miller (12) and Dave Rose (11).

REBELS SECURE WINNING SEASON

Ole Miss secured its 10th consecutive winning season last year, all under head coach **Andy Kennedy**, and is **one of just two teams in the SEC and 15 programs in the nation to have 10 straight winning seasons.** That list includes Syracuse (46), Kansas (33), Arizona (32), Kentucky (26), Maryland (23), Duke (21), Michigan State (20), Xavier (20), Wisconsin (18), Pittsburgh (16), Louisville (15), North Carolina (14), Ohio State (12) and Florida State (10).

REBELS DROP NAIL BITER TO NO. 5 BAYLOR

Ole Miss dropped a nail biter 78-75 to No. 5 Baylor in the SEC/Big 12 Challenge. Senior F **Sebastian Saiz** posted his **14th double-double** of the year with 20 points and 10 rebounds and freshman **Breein Tyree** added a **career-high 20 points, including 18 in the second half. Ole Miss made 22 of 23 attempts (.957) at the line, which is the second-best free throw percentage as a team in a game with 20 or more attempts in school history.** The Bears were the highest ranked non-conference opponent to visit Oxford since the Rebels hosted No. 5 Memphis in 1984.

OLE MISS SECURES COMEBACK OVER VOLS

Senior F **Sebastian Saiz** and sophomore G **Terence Davis** each posted **double-doubles to help erase a 13-point deficit in the second half** as Ole Miss outlasted Tennessee 80-69. **Davis scored a career-high 20 points** and pulled down 11 boards, while Saiz added **17 points and 10 rebounds.** Freshman G **Breein Tyree** and junior F **Justas Furmanavicius** both added a career-best 15 points. **The Rebels held Tennessee without a field goal in the final 4:13** for their sixth win over the Vols in the last seven meetings.

REBELS RALLY FOR NINTH STRAIGHT OVER THE TIGERS

Ole Miss overcame an eight-point halftime deficit to knock off Auburn 88-85 on the road Saturday. **It was the Rebels' ninth-straight win over Auburn**, which is the most consecutive wins over an SEC opponent in school history besting a pair of eight game streak against LSU and Mississippi State. Senior F **Sebastian Saiz** posted his **sixth straight double-double with 14 points and 10 rebounds** and junior G **Deandre Burnett** added a team-high 18 points and a **career-best eight assists.** Ole Miss forced 16 Auburn turnovers, recorded eight steals and **six Rebels scored in double figures.**

CAREER RECORDS WATCH

POINTS

23.	1,259	B.L. Graham (76 games, 1936-38)
24.	1,232	Dwayne Curtis (90 games, 2006-08)
25.	1,216	Walter Actwood (103 games, 1974-77)
26.	1,201	Roderick Barnes (103 games, 1985-88)
27.	1,160	Rahim Lockhart (123 games, 1998-2001)
28.	1,159	Ken Turner (73 games, 1967-69)
29.	1,137	Jack Marshall (105 games, 1946-50)
30.	1,130	Joe Ayers (112 games, 1984-87)
31.	1,124	Sebastian Saiz (119 games, 2014-17)
32.	1,105	Fred Cox (76 games, 1972-74)
33.	1,095	Terrance Henry (132 games, 2009-12)
34.	1,072	Coolidge Ball (76 games, 1972-74)
35.	1,066	Jason Harrison (132 games, 1999-2002)
36.	1,046	Ron Coleman (71 games, 1968-70)
37.	1,040	Denver Brackeen (42 games, 1954-55)
38.	1,036	Todd Abernethy (122 games, 2004-07)

REBOUNDS

1.	1,093	Murphy Holloway (132 games, 2009-13)
2.	945	Walter Actwood (103 games, 1974-77)
3.	891	Sebastian Saiz (119 games, 2014-17)
4.	880	Reginald Buckner (132 games, 2010-13)
5.	828	Elston Turner (113 games, 1978-81)
6.	827	Joe Gibbon (86 games, 1954-57)
7.	826	John Stroud (110 games, 1977-80)
8.	780	Rahim Lockhart (123 games, 1998-2001)
9.	774	Dwayne Curtis (90 games, 2006-08)
10.	766	Justin Reed (122 games, 2001-04)

BLOCKED SHOTS

1.	326	Reginald Buckner (132 games, 2010-13)
2.	180	Sean Murphy (117 games, 1988-91)
3.	139	Aaron Jones (105 games, 2012-15)
4.	132	Rahim Lockhart (123 games, 1998-2001)
5.	118	Sebastian Saiz (118 games, 2014-17)
6.	114	Johnnie Rogers (54 games, 1996-1999)
7.	113	Terrance Henry (132 games, 2008-12)
8.	108	David Dean (50 games, 1992-94)
9.	99	Ansu Sesay (110 games, 1995-98)
10.	89	Justin Reed (123 games, 2001-04)

DOUBLE-DOUBLES

1.	45	Joe Gibbon (86 games, 1954-57)
2.	39	Murphy Holloway (96 games, 2009-13)
3.	37	Coolidge Ball (76 games, 1972-74)
4.	34	Dwayne Curtis (90 games, 2006-08)
5.	32	Denver Brackeen (42 games, 1954-55)
6.	31	John Stroud (110 games, 1977-80)
7.	28	Ivan Richmann (67 games, 1958-60)
8.	27	Fred Cox (76 games, 1972-74)
9.	26	Sebastian Saiz (118 games, 2014-17)
10.	22	Rahim Lockhart (123 games, 1998-2001)

SEASON RECORDS WATCH

REBOUNDS

- 350 Murphy Holloway (36 games, 2013)
- 337 Dwayne Curtis (35 games, 2008)
- 306 Denver Brackeen (22 games, 1955)
- 296 Joe Gibbon (21 games, 1957)
- 295 Walter Actwood (26 games, 1975)
- 291 Sebastian Saiz (25 games, 2017)**
- 282 Rahim Lockhart (35 games, 2001)
- 279 Murphy Holloway (31 games, 2012)
- 278 Rahim Lockhart (33 games, 2000)
- 271 Reginald Buckner (36 games, 2013)

REBOUNDING AVERAGE

- 14.1 Joe Gibbon (21 games, 1957)
- 13.9 Denver Brackeen (22 games, 1955)
- 11.3 Walter Actwood (26 games, 1975)
- 11.2 Sebastian Saiz (26 games, 2017)**
- 10.8 Fred Cox (25 games, 1972)
- 10.4 Ivan Richmann (20 games, 1960)
- 10.3 Coolidge Ball (25 games, 1972)
- 10.10 Denver Brackeen (20 games, 1954)
- 10.09 Sterling Ainsworth (23 games, 1961)
- 10.08 Bill Bolton (24 games, 1963)

FREE THROW PERCENTAGE (MIN. 90 ATTEMPTS)

- .928 Chris Warren, 168-181 (2011)
- .903 Stefan Moody, 149-165 (2015)
- .901 David Rhodes, 82-91 (1972)
- .897 Deandre Burnett, 149-166 (2017)**
- .883 Marshall Henderson, 166-188 (2013)
- .873 Jack Waters, 103-118 (1960)
- .871 Zach Graham, 108-124 (2011)
- .860 Jason Harrison, 92-107 (2002)
- .849 David Rhodes, 79-93 (1971)
- .844 Don Kessinger, 103-122 (1963)

FREE THROWS MADE

- 233 John Stroud (30 games, 1980)
- 212 Stefan Moody (31 games, 2016)
- 193 Denver Brackeen (22 games, 1955)
- 191 Johnny Neumann (23 games, 1971)
- 177 Joe Gibbon (21 games, 1957)
- 168 Chris Warren (34 games, 2011)
- 166 Marshall Henderson (36 games, 2013)
- 162 Carlos Clark (31 games, 1983)
- 158 Ken Turner (24 games, 1969)
- 157 Ansu Sesay (29 games, 1998)
- ... **149 Deandre Burnett (25 games, 2017)**

DOUBLE-DOUBLES

- 20 Denver Brackeen (22 games, 1955)
- 19 Joe Gibbon (21 games, 1957)
- 18 Dwayne Curtis (35 games, 2008)
- 17 Sebastian Saiz (22 games, 2017)**
- 15 Coolidge Ball (25 games, 1972)
- 15 Fred Cox (25 games, 1972)
- 14 Murphy Holloway (36 games, 2013)
- 14 Joe Gibbon (22 games, 1956)

DAVIS, SAIZ LEAD REBELS TO ROAD WIN AT MIZZOU

Senior F **Sebastian Saiz** picked up his **13th double-double of the year** with 19 points and 10 rebounds and sophomore G **Terence Davis** recorded his **second straight double-double** 18 points and 11 rebounds as Ole Miss knocked off Missouri 75-71 on the road. Junior G **Deandre Burnett** added 14 points and hit three 3-pointers in his first action since the Georgia game.

BURNETT MAKING FREEBIES

Junior G **Deandre Burnett** made **25 consecutive free throws to start the season and finished just 12 shy of Dave Rhodes' school record**. Burnett is 149 of 166 (.898) from the charity stripe this season, which ranks second in the SEC, and **no player in the nation made more consecutive free throws to start the season**. As a team, **the Rebels lead the league in SEC play making 75.9 percent of its attempts this year** and are 126 of 148 (.851) from the line over the last six games.

SCOUTING THE TIGERS

Arkansas is 19-7 overall and 8-5 in the SEC after a 83-76 road win at South Carolina Wednesday. The Razorbacks have won two straight over LSU and South Carolina after dropping two in a row to Mizzou and Vanderbilt earlier this month. Senior G Dusty Hannahs leads the Hogs in scoring at 14.9 ppg and is one of four players averaging double figures. Junior college transfer Daryl Macon second ranks on the team in scoring at 13.1 ppg and has dished out a team best 58 assists. Senior F Moses Kingsley is pulling down a team-high 7.5 rebounds a game and ranks third on the squad in scoring at 11.9 ppg. Arkansas ranks second in the league in 3-point percentage hitting 37.5 percent this season, but are 12th rebounding pulling down just 36.4 boards a game.

SERIES HISTORY VS. ARKANSAS

Saturday's game will be the 76th meeting between the two schools, with the Razorbacks holding an all-time series lead of 43-32. The series began in 1937 and Arkansas won 32 of the first 38 meetings, but **Ole Miss has won 24 of the last 34 meetings and 11 of the last 14**. The Hogs hold a 15-11 advantage in games in Fayetteville, but **the Rebels have won five of the last six in Bud Walton**. Head coach **Andy Kennedy** is 12-5 all time versus the Razorbacks.

REBELS BLOCKING SHOTS

Ole Miss ranks sixth in the SEC and 57th in the nation this season averaging 4.6 blocked shots per game. **Earlier this season, the Rebels tied a school record with 13 blocked shots against Bradley** and senior F Sebastian Saiz posted a career-high six blocked shots.

DEFENDING HOME COURT

Winning at home has been a trademark of Andy Kennedy's squads since he took the reins in 2006-07. Ole Miss is 144-38 (.791 win pct.) in home games during Kennedy's tenure. **The Rebels are 18-7 all time in The Pavilion and just snapped an eight-game home winning streak earlier this year**. Ole Miss has won 269 of its last 339 games (.794 win pct.) in Oxford dating back to the 1996-97 campaign.

REBELS CLEANING UP ON THE GLASS

The Rebels rank third in the SEC pulling down 38.9 rebounds a game this year and are fifth in the league with a +2.6 rebounding margin. **Ole Miss has only been outrebounded by seven opponents this year** and are cleaning up on the offensive glass **pulling down 12.2 offensive rebounds a game, which ranks sixth in the league**.

REBELS COME UP SHORT AGAINST NO. 8 WILDCATS

Senior F **Sebastian Saiz** posted his **fourth straight double-double with 23 points and 13 boards**, but Ole Miss dropped its SEC opener 99-76 to No. 8 Kentucky. Junior G **Deandre Burnett** scored 19 points and senior G **Rasheed Brooks** added 15 for the Rebels, who **finished the game 16 of 17 from the free throw line (.941), which is the third-best single game percentage in school history** under 20 attempts.

OLE MISS TAMES TIGERS

Senior F **Sebastian Saiz** posted a **double-double with 20 points and 16 rebounds as Ole Miss knocked off Memphis 85-77**. Junior G **Deandre Burnett** added 19 points and five assists **as the Rebels racked up 17 assists against a season-low 11 turnovers**. The win was **head coach Andy Kennedy's third straight victory over the Tigers** and he is the first coach in school history to post three-straight wins over Memphis since R.L. Sullivan in 1923-25.

BURNETT'S 41 LIFTS OLE MISS PAST ORAL ROBERTS

Junior G **Deandre Burnett** scored a career-high 41 points and nailed 9 of 12 from behind the arc as Ole Miss fought off Oral Roberts in overtime 95-88 in the opening round of the Paradise Jam. **Burnett shot 12 of 19 from the field, was 8 of 8 from the line and added four assists and four rebounds**.

His nine 3s was the second most in school history, one shy of Marshall Henderson's school record set in 2013 against Oregon. **The 41-point outburst was the most by a Rebel in a game since Stefan Moody scored 43 versus Mississippi State last season**, was a Paradise Jam tournament record and is the fifth most in the NCAA this season. Junior F **Marcanvis Hymon** pulled down a season-high 11 rebounds, as Ole Miss outrebounded the Golden Eagles 40-33.

REBELS INK STAR-PACKED CLASS

The Rebels signed three high school standouts during the fall signing period, including two players - **Ja-marko Pickett** and **Devontae Shuler** - ranked as four-star prospects in the latest release of the **Rivals.com 150**. The trio has the highest average player rating in school history according to 247 Sports. Pickett, a 6-9, 190-pound forward, comes to Oxford from Massanutten Military Academy in Virginia. Originally from Washington D.C., He averaged 17.0 points, 10.5 rebounds and 4.5 blocked shots a game last year as a senior at Eastern High School for coach Emmanuel Kakula en route to first team All-DCIAA honors. The No. 113 player in the nation according to Rivals.com, Pickett also played for DC Premier AAU squad and averaged 14 points per game, while shooting 46 percent from the field and 39 percent from 3-point range on the summer circuit. A composite four-star guard, Shuler is rated the No. 100 player in the nation by 247 Sports and Scout.com and No. 106 by Rivals.com. A native of Irmo, South Carolina, the same hometown as Rebel legend Murphy Holloway, Shuler attended Irmo High School before transferring to perennial powerhouse Oak Hill Academy in Mouth of Wilson, Virginia last season. As a junior, Shuler averaged 10.1 points per game and helped lead Oak Hill and legendary coach Steve Smith to a 45-1 record, including the Dick's Sporting Goods National Championship. A 6-5 combo guard, Parker Stewart is one of the nation's top shooters. He averaged 19 points, six boards and two steals a game while shooting 51 percent from the field and 39 percent from behind the arc last season for coach Shane Sisco at Union City High School. Parker is the son of UT Martin head coach Anthony Stewart, who has more than 15 years of college coaching experience. He chose Ole Miss over Georgetown, Kansas State, Nebraska and Wisconsin.

GAME LEADERS

LED TEAM IN PTS:		DOUBLE-FIGURE PTS:	
Saiz	9	Saiz	22
Burnett	9	Burnett	18
Davis	8	Davis	17
Brooks	1	Neal	14
Neal	1	Brooks	8
		Tyree	5
		Furmanavicius	4
LED TEAM IN REBS:		20-POINT GAMES:	
Saiz	19	Burnett	7
Davis	5	Saiz	7
Hymon	2	Davis	3
Furmanavicius	1	Tyree	1
		Brooks	1
		Neal	1
LED TEAM IN ASSISTS:		30-POINT GAMES:	
Burnett	14	Burnett	1
Neal	9	Davis	1
Tyree	5		
Brooks	4	40-POINT GAMES:	
Davis	3	Burnett	1
Hymon	2		
Saiz	1		
Furmanavicius	1		
DOUBLE-FIGURE REBS:			
Saiz	18		
Davis	4		
Furmanavicius	2		
Hymon	2		
DOUBLE-DOUBLES:			
Saiz	17		
Davis	4		

HONORS

- Deandre Burnett:**
Paradise Jam All-Tournament Team
- Terence Davis:**
SEC Player of the Week (Jan. 23)
- Sebastian Saiz:**
Preseason All-SEC 2nd Team (Coaches)
SEC Player of the Week (Nov. 21)

GAME-BY-GAME STARTING LINEUPS

Opponent	Result	PG	G	G/F	F	F
UT Martin	W, 86-83	Neal	Burnett	Brooks	Furmanavicius	Saiz
UMass	W, 90-88	Neal	Burnett	Brooks	Furmanavicius	Saiz
Oral Roberts	W, 95-88 (OT)	Neal	Burnett	Brooks	Furmanavicius	Saiz
St. Joseph's	W, 81-68	Neal	Burnett	Brooks	Hymon	Saiz
No. 12/18 Creighton	L, 86-77	Neal	Burnett	Brooks	Hymon	Saiz
Montana	W, 86-81	Neal	Burnett	Brooks	Furmanavicius	Saiz
Middle Tennessee	L, 77-62	Neal	Burnett	Brooks	Furmanavicius	Saiz
Memphis	W, 85-77	Tyree	Burnett	Davis	Hymon	Saiz
at Virginia Tech	L, 80-75	Tyree	Burnett	Davis	Hymon	Saiz
Murray State	W, 78-73	Tyree	Burnett	Davis	Hymon	Saiz
Bradley	W, 66-49	Neal	Fitzpatrick-Dorsey	Davis	Hymon	Saiz
South Alabama	W, 92-58	Neal	Fitzpatrick-Dorsey	Davis	Hymon	Saiz
No. 8/8 Kentucky	L, 99-76	Neal	Burnett	Davis	Hymon	Saiz
at No. 24/24 Florida	L, 70-63	Neal	Burnett	Furmanavicius	Hymon	Saiz
at Auburn	W, 88-85	Burnett	Davis	Furmanavicius	Hymon	Saiz
Georgia	L, 69-47	Burnett	Davis	Furmanavicius	Hymon	Saiz
at South Carolina	L, 67-56	Tyree	Davis	Furmanavicius	Hymon	Saiz
Tennessee	W, 80-69	Tyree	Davis	Brooks	Furmanavicius	Saiz
at Missouri	W, 75-71	Tyree	Davis	Furmanavicius	Hymon	Saiz
Texas A&M	L, 80-76	Burnett	Tyree	Davis	Furmanavicius	Saiz
No. 5/5 Baylor	L, 78-75	Tyree	Neal	Davis	Hymon	Saiz
Mississippi State	W, 88-61	Tyree	Burnett	Davis	Hymon	Saiz
at Vanderbilt	W, 81-74	Tyree	Burnett	Davis	Hymon	Saiz
at Tennessee	L, 75-66	Tyree	Burnett	Davis	Hymon	Saiz
Auburn	W, 90-84	Tyree	Burnett	Brooks	Hymon	Saiz
LSU	W, 96-76	Tyree	Burnett	Brooks	Hymon	Saiz

THE PAVILION RECORD BOOK					
INDIVIDUAL (OLE MISS)			INDIVIDUAL (OPPONENT)		
Points:	43	Stefan Moody vs. Mississippi St. (3-3-16)	Points:	34	Malik Monk, No. 8 Kentucky (12-29-16)
FG att:	25	Stefan Moody vs. Vanderbilt (2-6-16)	FG att:	19	2x, MR: Malik Monk, No. 8 Kentucky (12-29-16)
FG made:	13	Terence Davis vs. LSU (2-14-17)	FG made:	12	Malik Monk, No. 8 Kentucky (12-29-16)
3-pt att:	15	Stefan Moody vs. Vanderbilt (2-6-16)	3-pt att:	14	Matthew Butler, UT Martin (11-11-16)
3-pt made:	6	2x, MR: Stefan Moody vs. Mississippi St. (3-3-16)	3-pt made:	7	2x, MR: Malik Monk, No. 8 Kentucky (12-29-16)
FT att:	18	2x, MR: Stefan Moody vs. Mississippi St. (3-3-16)	FT att:	15	Tyler Harris, Auburn (1-27-16)
FT made:	15	2x, MR: Stefan Moody vs. Mississippi St. (3-3-16)	FT made:	9	2x, MR: DeJon Jarreau, UMass (11-14-16)
Rebounds:	19	Sebastian Saiz vs. UMass (11-14-16)	Rebounds:	13	Moses Kingsley, Arkansas (2-13-16)
Assists:	9	Cullen Neal vs. South Alabama (12-22-16)	Assists:	11	Isaiah Briscoe, No. 8 Kentucky (12-29-16)
Blocks:	6	Sebastian Saiz vs. Bradley (12-19-16)	Blocks:	4	2x, MR Austin Wiley, Auburn (2-11-17)
Steals:	7	Rasheed Brooks vs. LSU (2-14-17)	Steals:	5	J.J. Frazier, Georgia (1-9-16)
TEAM (OLE MISS)			TEAM (OPPONENT)		
Points:	96	vs. LSU (2-14-17)	Points:	99	No. 8 Kentucky (12-29-16)
Few points:	47	vs. Georgia (1-11-17)	Few points:	49	Bradley (12-19-16)
FG att:	68	vs. Mississippi St. (1-31-17)	FG att:	74	No. 8 Kentucky (12-29-16)
FG made:	33	vs. LSU (2-14-17)	FG made:	37	No. 8 Kentucky (12-29-16)
FG pct:	54.1	vs. LSU (2-14-17)	FG pct:	50.0	No. 8 Kentucky (12-29-16)
3-pt att:	33	2x, MR: Montana (11-24-16)	3-pt att:	33	3x, MR: Montana (11-24-16)
3-pt made:	13	vs. Montana (11-24-16)	3-pt made:	13	2, MR: Auburn (2-11-17)
3-pt pct:	41.4	vs. LSU (2-14-17)	3-pt pct:	56.3	Middle Tenn. (11-30-16)
FT att:	46	vs. UMass (11-14-16)	FT att:	36	UMass (11-14-16)
FT made:	33	vs. UMass (11-14-16)	FT made:	23	UMass (11-14-16)
FT pct:	95.7	vs. No. 5 Baylor (1-28-17)	FT pct:	88.0	Georgia (1-11-17)
Rebounds:	50	2x, MR: Tennessee (1-17-17)	Rebounds:	49	South Carolina (1-19-16)
Assists:	23	vs. South Alabama (12-22-16)	Assists:	24	No. 8 Kentucky (12-29-16)
Blocks:	13	vs. Bradley (12-19-16)	Blocks:	8	Auburn (2-11-17)
Steals:	14	vs. LSU (2-14-17)	Steals:	12	Mississippi State (3-3-16)

THE PAVILION AT OLE MISS FAQs	
What is the official name of The Pavilion? The official name is The Pavilion at Ole Miss.	Where is the media seating? Media seating is located in the at the top of section 101 in the southwest corner of The Pavilion.
Does The Pavilion have a nickname like the Tad Pad? No, the name of the facility is The Pavilion at Ole Miss, or simply The Pavilion.	How do I obtain media credentials for games at the Pavilion? Media credentials may be requested through the Athletics Communications Office for game credentials. Requests for credentials should be emailed to desnowde@olemiss.edu and will be limited to working members of the media.
When did The Pavilion at Ole Miss open? January 7, 2016	Where are the scouting seats located? Scouting seats are available in the media seating area at the top of section 101. Additional seating may be purchased by contact Daniel Snowden in the Athletics Communications office.
What was the total cost? \$96.5 million	What is the postgame interview policy? Both team locker rooms are CLOSED to the media following the game. Ole Miss head coach Andy Kennedy will address the media approximately 10 minutes after the game. Selected players will be brought into the media room following the head coaches. Visiting coach and player interviews will be coordinated through the visiting team's media relations contact.
Where is media parking? Media parking for games in The Pavilion will be located in the garage or at the Ole Miss Track Complex. Media members should request parking in advance.	
Where is the media entrance? The media will-call table is located in the southwest corner of The Pavilion. From outside, it is the lower entrance off Hill Drive that is closest to the parking garage. For those parking inside the garage, media will-call is located on Level 1 of the parking garage (P1 on elevators). The media entrance will open two hours prior to tip off.	
Where is the media workroom? In The Pavilion, the workroom is located in the southwest corner of the floor level through the visiting team tunnel.	

THE PAVILION QUICK FACTS	
Arena Name	The Pavilion at Ole Miss
Ground Breaking	July 31, 2014
Opening Date	Jan. 7, 2016
Capacity	9,051
Record Crowd	9,500
All-Time Record	18-7
Current Winning Streak	W3
Longest Winning Streak	W8

THE PAVILION FIRSTS	
First Game	vs. Alabama (1/7/15)
First Win	vs. Alabama (1/7/15)
First Overtime Game	vs. USC (1/19/16)
First Point	Tomasz Gielo (3FG, 19:11/1H)
First FG	Tomasz Gielo (3FG, 19:11/1H)
First 3-Pointer	Tomasz Gielo (19:11/1H)
First Dunk	Jimmie Taylor, Alabama (11:0/1H)
First Dunk (OM)	Sebastian Saiz (17:09/2H)

GAME-BY-GAME STATS

OPPONENT	1H-2H-F	FG-FGA	PCT	3P-3PA	PCT	FT-FTA	PCT	OF-DF-TotRb	A	TO	BLK	STL
UT Martin	42-41-83	27-73	37.0	12-33	36.4	17-24	70.8	21-19-40	13	17	1	8
OLE MISS	39-47-86	27-56	48.2	7-19	36.8	25-37	67.6	16-28-44	14	24	10	9
UMass	48-40-88	26-64	40.6	13-33	39.4	23-36	63.9	14-25-39	17	18	5	10
OLE MISS	40-50-90	26-64	40.6	5-15	33.3	33-46	71.7	18-28-46	6	17	4	5
Oral Roberts	34-45-9-88	31-65	47.7	11-19	57.9	15-16	93.8	9-24-33	19	17	1	7
OLE MISS	37-42-16-95	32-69	46.4	12-26	46.2	19-27	70.4	15-25-40	18	16	3	10
St. Joseph's	37-31-68	22-55	45.5	8-22	36.4	10-22	45.5	7-26-33	14	13	0	8
OLE MISS	41-40-81	27-64	42.2	12-28	42.9	15-19	78.9	13-29-42	14	14	4	6
OLE MISS	46-31-77	28-63	44.4	9-27	33.3	12-17	70.6	17-20-37	10	13	5	9
No. 12 Creighton	40-46-86	31-59	52.5	16-26	61.5	8-10	80.0	7-20-27	18	14	4	4
Montana	29-52-81	28-73	38.4	12-33	36.4	13-17	76.5	16-24-40	19	10	3	3
OLE MISS	41-45-86	28-62	45.2	11-26	42.3	19-28	67.9	14-29-43	15	14	8	5
Middle Tennessee	48-29-77	29-60	48.3	9-16	56.3	10-12	83.3	6-23-29	22	7	1	7
OLE MISS	19-43-62	18-45	40.0	7-20	35.0	19-27	70.4	8-27-35	9	16	7	4
Memphis	37-40-77	26-61	42.6	6-19	31.6	19-29	65.5	17-21-38	17	11	5	4
OLE MISS	47-38-85	25-58	43.1	7-17	41.2	28-33	84.8	15-22-37	17	11	7	6
OLE MISS	32-43-75	29-67	43.3	8-27	29.6	9-11	81.8	14-26-40	11	16	4	0
Virginia Tech	33-47-80	26-56	46.4	10-26	38.5	18-30	60.0	10 23 33	18	13	1	5
Murray State	31-42-73	22-61	36.1	7-31	22.6	22-31	71.0	11-31-42	13	12	2	4
OLE MISS	43-35-78	22-62	35.5	7-23	30.4	27-38	71.1	17-32-49	14	11	5	6
Bradley	19-30-49	18-58	31.0	7-17	41.2	6-11	54.5	9-27-36	11	17	2	10
OLE MISS	38-28-66	23-55	41.8	9-28	32.1	11-14	78.6	8-33-41	19	16	10	13
South Alabama	26-32-58	19-66	28.8	5-23	21.7	15-22	68.2	14-21-35	11	12	1	7
OLE MISS	46-46-92	29-59	49.1	8-22	36.4	26-31	83.9	13-37-50	23	13	8	8
No. 8 Kentucky	60-39-99	37-74	50.0	8-18	44.4	17-24	70.8	11-31-42	24	8	7	9
OLE MISS	39-37-76	27-72	37.5	6-22	27.3	16-17	94.1	14-31-45	13	15	6	3
OLE MISS	21-42-63	24-47	51.1	5-19	26.3	10-13	76.9	7-27-34	8	21	3	10
No. 24 Florida	35-35-70	25-60	41.7	9-25	36.0	11-21	52.4	12-16-28	10	10	1	11
OLE MISS	33-55-88	26-53	49.1	12-27	44.4	24-28	85.7	7-19-26	15	17	1	8
Auburn	41-44-85	25-26	44.6	8-23	34.8	27-37	73.0	15-21-36	9	16	1	6
Georgia	30-39-69	21-52	40.4	5-18	27.8	22-25	88.0	9-35-44	12	14	7	7
OLE MISS	18-29-47	14-51	27.5	2-19	10.5	17-32	53.1	9-25-34	4	13	3	4
OLE MISS	20-36-56	17-55	30.9	5-17	29.4	17-23	73.9	11-21-32	8	21	3	9
South Carolina	34-33-67	20-55	36.4	5-20	25.0	22-31	71.0	13-29-42	12	20	3	10
Tennessee	38-31-69	25-71	35.2	6-25	24.0	13-24	54.2	17-25-42	15	12	6	4
OLE MISS	38-42-80	26-54	48.1	1-14	7.1	27-42	64.3	13-37-50	14	17	6	3

GAME-BY-GAME STATS

OPPONENT	1H-2H-F	FG-FGA	PCT	3P-3PA	PCT	FT-FTA	PCT	OF-DF-TotRb	A	TO	BLK	STL
OLE MISS	39-36-75	24-56	42.9	10-24	41.7	17-23	73.9	9-29-38	11	12	2	4
Missouri	33-38-71	27-61	44.3	11-25	44.0	6-17	35.3	12-26-38	15	14	0	2
Texas A&M	47-33-80	29-57	50.9	7-18	38.9	15-22	68.2	16-23-39	19	15	4	10
OLE MISS	39-37-76	27-55	49.1	11-25	44.0	11-17	64.7	7-16-23	17	13	2	5
No. 5 Baylor	35-43-78	24-49	40.4	11-26	42.3	19-26	73.1	13-24-37	15	17	2	3
OLE MISS	42-33-75	23-57	40.4	7-17	41.1	22-23	95.7	11-16-27	14	8	6	9
Mississippi State	33-28-61	21-53	39.6	7-25	28.0	12-16	75.0	5-25-30	12	19	3	5
OLE MISS	51-37-88	30-68	44.1	6-23	26.1	22-25	88.0	15-28-43	15	8	4	11
OLE MISS	27-54-81	24-58	41.4	9-22	40.9	24-33	72.7	10-31-41	10	8	0	4
Vanderbilt	32-42-74	23-52	44.2	14-39	35.9	14-19	73.7	2-31-33	16	11	3	5
OLE MISS	38-28-66	23-67	34.3	7-22	31.8	13-16	81.3	20-26-46	9	18	2	5
Tennessee	34-41-75	23-56	41.1	4-13	30.8	25-36	69.4	11-26-37	17	12	9	5
Auburn	47-37-84	33-69	47.8	13-30	43.3	5-8	62.5	10-28-38	16	20	8	9
OLE MISS	27-63-90	29-66	43.9	5-20	25.0	27-31	87.1	11-28-39	18	11	1	11
LSU	47-29-76	25-58	43.1	8-20	40.0	18-21	85.7	10-23-33	11	19	1	5
OLE MISS	44-52-96	33-61	54.1	12-27	44.4	18-20	90.0	4-25-29	9	21	11	2 14

UPDATED CAREER HIGHS

#0

DONTE FITZPATRICK-DORSEY**POINTS**

16 at Mississippi State (1/23/16)

REBOUNDS

4 vs. St. Joseph's (11/20/16)

FIELD GOALS

5 at Mississippi State (1/23/16)

FREE THROWS

6, 2x last vs. UMass (11/14/16)

THREE-POINTERS

1, 2X last vs. Arkansas (2/13/16)

ASSISTS

4 at Mississippi State (1/23/16)

STEALS

2, 2x last vs. South Carolina (1/19/16)

BLOCKS

1 vs. Montana (11/24/16)

#1

DEANDRE BURNETT**POINTS**

41 vs. Oral Roberts (11/18/16)

REBOUNDS

5 vs. Auburn (2/11/17)

FIELD GOALS

12 vs. Oral Roberts (11/18/16)

FREE THROWS

14 vs. Murray State (12/15/16)

THREE-POINTERS

9 vs. Oral Roberts (11/18/16)

ASSISTS

8 at Auburn (1/7/17)

STEALS

4 vs. Mississippi State (1/31/17)

BLOCKS

2 vs. UT Martin (11/11/16)

#2

CULLEN NEAL**POINTS**

21 vs. UMass (11/14/16)

REBOUNDS

4, 3x last vs. Georgia (1/11/17)

FIELD GOALS

7 vs. UMass (11/14/16)

FREE THROWS

7, 2x last vs. Auburn (2/11/17)

THREE-POINTERS

5 vs. Montana (11/24/16)

ASSISTS

9 vs. South Alabma (12/22/16)

STEALS

2 vs. UMass (11/14/16)

BLOCKS

1 at Tennessee (2/8/17)

#3

TERENCE DAVIS**POINTS**

33 vs. LSU (2/14/17)

REBOUNDS

12 at Virginia Tech (12/11/16)

FIELD GOALS

13 vs. LSU (2/14/17)

FREE THROWS

8 at Vanderbilt (2/4/17)

THREE-POINTERS

5 vs. Texas A&M (1/25/17)

ASSISTS

4, 5x last vs. LSU (2/14/17)

STEALS

3, 3x last vs. LSU (2/14/17)

BLOCKS

3, 2x last vs. No. 5 Baylor (1/28/17)

#4

BREEIN TYREE**POINTS**

20 vs. No. 5 Baylor (1/28/17)

REBOUNDS

4, 3x last at Tennessee (2/8/17)

FIELD GOALS

6 vs. No. 5 Baylor (1/28/17)

FREE THROWS

7 vs. Tennessee (1/17/17)

THREE-POINTERS

2, 4x last vs. Baylor (1/28/17)

ASSISTS

6 vs. Tennessee (1/17/17)

STEALS

2 at Vanderbilt (2/4/17)

BLOCKS

None

#5

MARCANVIS HYMON**POINTS**

20 vs. Towson (11/20/15)

REBOUNDS

14 at Southeast Missouri (12/12/15)

FIELD GOALS

10 vs. Towson (11/20/15)

FREE THROWS

4, 3x last South Alabama (12/22/16)

THREE-POINTERS

None

ASSISTS

2, 4x last at Tennessee (2/8/17)

STEALS

4 vs. Oral Roberts (11/18/16)

BLOCKS

4, 2x last vs. Memphis (12/3/16)

#11

SEBASTIAN SAIZ**POINTS**

26 vs. St. Joseph's (11/20/16)

REBOUNDS

19 vs. UMass (11/14/16)

FIELD GOALS

9, 2x last at Virginia Tech (12/11/16)

FREE THROWS

14 vs. UMass (11/14/16)

THREE-POINTERS

3 vs. Kentucky (12/29/16)

ASSISTS

4 s. LSU (2/14/17)

STEALS

4, 3x, last vs. Bradley (12/19/16)

BLOCKS

6 vs. Bradley (12/19/16)

#12

KARLIS SILINS**POINTS**

2, 2x last vs. Montana (11/24/16)

REBOUNDS

2 vs. No. 12 Creighton (11/21/16)

FIELD GOALS

None

FREE THROWS

2 vs. UT Martin (11/11/16)

THREE-POINTERS

None

ASSISTS

None

STEALS

1 vs. No. 12 Creighton (11/21/16)

BLOCKS

1 vs. Montana (11/24/16)

#14

RASHEED BROOKS**POINTS**

22 vs. No. 12 Creighton (11/21/16)

REBOUNDS

10 vs. Georgia (1/09/16)

FIELD GOALS

9 vs. No. 12 Creighton (11/21/16)

FREE THROWS

5 vs. No. 8 Kentucky (12/29/16)

THREE-POINTERS

4, 4x last vs. No. 12 Creighton (11/21/16)

ASSISTS

5 vs. UMass (12/05/15)

STEALS

7 vs. LSU (2/14/17)

BLOCKS

1, 14x last vs. South Alabama (12/22/16)

#30

JAKE CODDINGTON**POINTS**

3 at Kansas State (1/30/16)

REBOUNDS

2 at Missouri (2/03/16)

FIELD GOALS

1, 2x, last at Missouri (2/03/16)

FREE THROWS

None

THREE-POINTERS

1 at Kansas State (1/30/16)

ASSISTS

None

STEALS

1 at Tennessee (3/05/16)

BLOCKS

None

#50

JUSTAS FURMANAVICIUS**POINTS**

15 vs. Tennessee (1/17/17)

REBOUNDS

13 vs. UT Martin (11/11/16)

FIELD GOALS

6 vs. South Alabama (12/22/16)

FREE THROWS

7 vs. Tennessee (1/17/17)

THREE-POINTERS

2 at Vanderbilt (2/4/17)

ASSISTS

3 vs. UT Martin (11/11/16)

STEALS

4 vs. UT Martin (11/11/16)

BLOCKS

4 vs. Montana (11/24/16)

UPDATED SEASON HIGHS

#0

DONTE FITZPATRICK-DORSEY**POINTS**

6 vs. UMass (11/14/16)

REBOUNDS

4 vs. St. Joseph's (11/20/16)

FIELD GOALS

2 vs. Auburn (2/11/17)

FREE THROWS

4 vs. UMass (11/14/16)

THREE-POINTERS

None

ASSISTS

2, 2x last vs. Montana (11/24/16)

STEALS

1, 5x last vs. South Alabama (12/22/16)

BLOCKS

1 vs. Montana (11/24/16)

#1

DEANDRE BURNETT**POINTS**

41 vs. Oral Roberts (11/18/16)

REBOUNDS

5 vs. Auburn (2/11/17)

FIELD GOALS

12 vs. Oral Roberts (11/18/16)

FREE THROWS

14 vs. Murray State (12/15/16)

THREE-POINTERS

9 vs. Oral Roberts (11/18/16)

ASSISTS

8 at Auburn (1/7/17)

STEALS

4 vs. Mississippi State (1/31/17)

BLOCKS

2 vs. UT Martin (11/11/16)

#2

CULLEN NEAL**POINTS**

21 vs. UMass (11/14/16)

REBOUNDS

4, 3x last vs. Georgia (1/11/17)

FIELD GOALS

7 vs. UMass (11/14/16)

FREE THROWS

7, 2x last vs. Auburn (2/11/17)

THREE-POINTERS

5 vs. Montana (11/24/16)

ASSISTS

9 vs. South Alabma (12/22/16)

STEALS

2 vs. UMass (11/14/16)

BLOCKS

1 at Tennessee (2/8/17)

#3

TERENCE DAVIS**POINTS**

33 vs. LSU (2/14/17)

REBOUNDS

12 at Virginia Tech (12/11/16)

FIELD GOALS

13 vs. LSU (2/14/17)

FREE THROWS

8 at Vanderbilt (2/4/17)

THREE-POINTERS

5 vs. Texas A&M (1/25/17)

ASSISTS

4, 5x last vs. LSU (2/14/17)

STEALS

3, 3x last vs. LSU (2/14/17)

BLOCKS

3, 2x last vs. No. 5 Baylor (1/28/17)

#4

BREEIN TYREE**POINTS**

20 vs. No. 5 Baylor (1/28/17)

REBOUNDS

4, 3x last at Tennessee (2/8/17)

FIELD GOALS

6 vs. No. 5 Baylor (1/28/17)

FREE THROWS

7 vs. Tennessee (1/17/17)

THREE-POINTERS

2, 4x last vs. Baylor (1/28/17)

ASSISTS

6 vs. Tennessee (1/17/17)

STEALS

2 at Vanderbilt (2/4/17)

BLOCKS

None

#5

MARCANVIS HYMON**POINTS**

8, 2x last at Tennessee (2/8/17)

REBOUNDS

12 at Tennessee (2/8/17)

FIELD GOALS

4 at Tennessee (2/8/17)

FREE THROWS

4 vs. South Alabama (12/22/16)

THREE-POINTERS

None

ASSISTS

2, 3x last at Tennessee (2/8/17)

STEALS

4 vs. Oral Roberts (11/18/16)

BLOCKS

4, 2x last vs. Memphis (12/03/16)

#11

SEBASTIAN SAIZ**POINTS**

26 vs. St. Joseph's (11/20/16)

REBOUNDS

19 vs. UMass (11/14/16)

FIELD GOALS

9, 2x last at Virginia Tech (12/11/16)

FREE THROWS

14 vs. UMass (11/14/16)

THREE-POINTERS

3 vs. No. 8 Kentucky (12/29/16)

ASSISTS

4 vs. LSU (2/14/17)

STEALS

4 vs. Bradley (12/19/16)

BLOCKS

6 vs. Bradley (12/19/16)

#12

KARLIS SILINS**POINTS**

2, 2x last vs. Montana (11/24/16)

REBOUNDS

2, 2x last vs. No. 12 Creighton (11/21/16)

FIELD GOALS

1 vs. Memphis (12/3/16)

FREE THROWS

2 vs. UT Martin (11/11/16)

THREE-POINTERS

None

ASSISTS

None

STEALS

1 vs. No. 12 Creighton (11/21/16)

BLOCKS

1 vs. Montana (11/24/16)

#14

RASHEED BROOKS**POINTS**

22 vs. No. 12 Creighton (11/21/16)

REBOUNDS

7, 2x, last vs. South Alabama (12/22/16)

FIELD GOALS

9 vs. No. 12 Creighton (11/21/16)

FREE THROWS

5 vs. No. 8 Kentucky (12/29/16)

THREE-POINTERS

4 vs. No. 12 Creighton (11/21/16)

ASSISTS

4, 2x last vs. Montana (11/24/16)

STEALS

7 vs. LSU (2/14/17)

BLOCKS

1, 4x last vs. South Alabama (12/22/16)

#30

JAKE CODDINGTON**POINTS**

None

REBOUNDS

None

FIELD GOALS

None

FREE THROWS

None

THREE-POINTERS

None

ASSISTS

None

STEALS

None

BLOCKS

None

#50

JUSTAS FURMANAVICIUS**POINTS**

15 vs. Tennessee (1/17/17)

REBOUNDS

13 vs. UT Martin (11/11/16)

FIELD GOALS

6 vs. South Alabama (12/22/16)

FREE THROWS

7 vs. Tennessee (1/17/17)

THREE-POINTERS

2 at Vanderbilt (2/4/17)

ASSISTS

3 vs. UT Martin (11/11/16)

STEALS

4 vs. UT Martin (11/11/16)

BLOCKS

4 vs. Montana (11/24/16)

THE LAST TIME ...

AN OLE MISS TEAM...

Scored 100+ points at home 105 vs. Oregon (Dec. 8, 2013)
 Scored 100+ points on the road 104 at Mississippi State (4ot) (Jan. 24, 1990)
 Scored 100+ points and lost 105 vs. Oregon (Dec. 8, 2013)
 Scored 110+ points 111 vs. Mississippi Valley State (Nov. 22, 2013)
 Scored 50 points or less 47 vs. Georgia (Jan. 11, 2017)
 Scored 40 points or less 40 at Kentucky (Feb. 22, 2006)
 Scored 50 or less and won 50-48 vs. SMU (Jan. 3, 2012)
 Held opponent to 50 or less 49 vs. Bradley (Dec. 19, 2016)
 Won an overtime game 95-88 vs. Oral Roberts (Nov. 18, 2016)
 Lost an overtime game 74-77 vs. No. 18 South Carolina (Jan. 19, 2016)
 Won a double overtime game 90-87 vs. Texas Tech (Mar. 23, 2010)
 Lost a double overtime game 69-67 at Alabama (Feb. 4, 2012)
 Played a triple overtime game Never Happened
 Played a four-overtime game 102-104 at Mississippi State (Jan. 24, 1990)

Made 10+ three-point field goals 12 vs. LSU (Feb. 14, 2017)
 Made 12+ three-point field goals 12 vs. LSU (Feb. 14, 2017)
 Made 15+ three-point field goals 15 vs. Oregon (Dec. 8, 2013)
 Allowed 10+ three-point field goals 13 vs. Auburn (Feb. 11, 2017)

Had 15+ rebound margin 15 vs. South Alabama (Dec. 22, 2016)
 Had 20+ rebound margin 22 vs. Arkansas (Jan. 11, 2012)
 Had 25+ rebound margin 25 vs. Florida A&M (Dec. 22, 2008)
 Had 50+ rebounds 50 vs. Tennessee (Jan. 17, 2017)
 Had 60+ rebounds 64 vs. Troy (Nov. 27, 2007)
 Had two players with 10+ rebounds at Tennessee (Feb. 8, 2017)
 Sebastian Saiz (15), Marcanvis Hymon (12)
 Had three players with 10+ rebounds vs. Georgia (Jan. 9, 2016)
 Sebastian Saiz (10), Martavious Newby (10), and Rasheed Brooks (10)
 Had two players with 20+ points vs. No. 5 Baylor (Jan. 28, 2016)
 Sebastian Saiz (20), Breein Tyree (20)

Attempted 30+ free throws 31 vs. Auburn (Feb. 11, 2017)
 Attempted 40+ free throws 42 vs. Tennessee (Jan. 17, 2017)
 Attempted 50+ free throws 53 vs. Georgia Southern (Nov. 17, 2015)
 Made 25+ free throws 27 vs. Auburn (Feb. 11, 2017)
 Made 30+ free throws 33 vs. UMass (Nov. 14, 2016)
 Made 35+ free throws 40 vs. Georgia Southern (Nov. 17, 2015)
 Made 40+ free throws 40 vs. Georgia Southern (Nov. 17, 2015)
 Shot 90% or better from FT line 90.0% vs. LSU (Feb. 14, 2017)

Had 20+ assists 21 vs. LSU (Feb. 14, 2017)
 Had 25+ assists 32 vs. Centenary (Dec. 19, 2009)
 Had 30+ assists 32 vs. Centenary (Dec. 19, 2009)

Had 20+ turnovers 21 at South Carolina (Jan. 14, 2017)
 Had 25+ turnovers 26 vs. Southern Utah (Nov. 18, 2005)
 Forced 20+ turnovers 20 vs. Auburn (Feb. 11, 2017)
 Forced 25+ turnovers 25 vs. Bradley (Nov. 28, 2015)
 Forced 30+ turnovers 31 vs. Louisiana-Monroe (Nov. 24, 2007)

Had 10+ steals 14 vs. LSU (Feb. 14, 2017)
 Had 15+ steals 20 vs. Lipscomb (Nov. 23, 2012)
 Had 20+ steals 20 vs. Lipscomb (Nov. 23, 2012)

Blocked 5+ shots 6 vs. No. 5 Baylor (Jan. 28, 2017)
 Blocked 10+ shots 13 vs. Bradley (Dec. 19, 2016)
 Blocked 12+ shots 13 vs. Bradley (Dec. 19, 2016)

Beat a ranked team 96-82 at No. 19 Arkansas (Jan. 17, 2015)
 Beat a ranked team on the road 96-82 at No. 19 Arkansas (Jan. 17, 2015)
 Beat a ranked team on a neutral floor 75-68 vs. No. 23 Creighton (Nov. 28, 2014)

Kept every opposing player out of double figures vs. UL-Monroe (Nov. 11, 2011)
 Had all five starters score in double figures at Memphis (Dec. 18, 2015)
 Had five players score in double figures at Vanderbilt (Feb. 4, 2017)
 Had six players score in double figures at Auburn (Jan. 7, 2017)
 Had no players score in double figures at LSU (Jan. 7, 2012)

Overcame a 5-point+ halftime deficit to win 5 at Vanderbilt (Feb. 4, 2017)
 Overcame a 5-point+ halftime deficit on the road to win 5 at Vanderbilt (Feb. 4, 2017)
 Overcame a 10-point+ halftime deficit to win 20 vs. Auburn (Feb. 11, 2017)
 Overcame a 20-point+ halftime deficit to win 20 vs. Auburn (Feb. 11, 2017)
 Overcame a 15-point+ second half deficit to win 23 vs. Auburn (Feb. 11, 2017)
 Overcame a 20-point+ second half deficit to win 23 vs. Auburn (Feb. 11, 2017)

AN OLE MISS PLAYER...

Scored 20+ points 33 Terence Davis vs. LSU (Feb. 14, 2017)
 Scored 30+ points 33 Terence Davis vs. LSU (Feb. 14, 2017)
 Scored 35+ points 41, Deandre Burnett vs. Oral Roberts (Nov. 18, 2016)
 Scored 40+ points 41, Deandre Burnett vs. Oral Roberts (Nov. 18, 2016)
 Scored 50+ points 53, Gerald Glass vs. LSU (Mar. 4, 1989)

Scored 20+ points in 5 straight games Stefan Moody (11/25/15-1/28/16)
 Scored 20+ points in 10 straight games Stefan Moody (11/25/15-1/28/16)
 Scored 20+ points in 14 straight games Stefan Moody (11/25/15-1/28/16)
 Scored 20+ points in 18 straight games Joe Gibbon (12/10/56-2/28/57)
 Scored 20+ points in 22 straight games Johnny Neumann (12/01/70-2/22/71)

Made 5+ 3-pointers 5, Terence Davis vs. Texas A&M (Jan. 25, 2016)
 Made 7+ 3-pointers 9, Deandre Burnett vs. Oral Roberts (Nov. 18, 2016)
 Made 8+ 3-pointers 9, Deandre Burnett vs. Oral Roberts (Nov. 18, 2016)
 Made 9+ 3-pointers 9, Deandre Burnett vs. Oral Roberts (Nov. 18, 2016)
 Made 10+ 3-pointers 10, Marshall Henderson vs. Oregon (Dec. 8, 2013)
 Attempted 10+ 3-pointers 12, Deandre Burnett vs. Oral Roberts (Nov. 18, 2016)
 Attempted 15+ 3-pointers 17, Stefan Moody vs. Alabama (March 10, 2016)

Had a double-double Sebastian Saiz, 13 points, 15 rebounds
 at Tennessee (Feb. 8, 2017)
 Had a double-double in 2 straight games Sebastian Saiz
 (1/28/17-1/31/17)
 Had a double-double in 3 straight games Sebastian Saiz (1/28/17-2/4/17)
 Had a double-double in 4 straight games Sebastian Saiz (1/28/17-2/8/17)
 Had a double-double in 5 straight games Sebastian Saiz (12/15/16-1/3/17)
 Had a double-double in 6 straight games Sebastian Saiz (12/15/16-1/7/17)
 Had a double-double in 7 straight games Rahim Lockhart (11/19/99-12/4/99)
 Had 5+ double-doubles in a season 17, Sebastian Saiz - 2016-17 season
 Had 10+ double-doubles in a season 17, Sebastian Saiz - 2016-17 season
 Had 17+ double-doubles in a season 17, Sebastian Saiz - 2016-17 season
 Had 18+ double-doubles in a season 18, Dewayne Curtis - 2007-08 season

Had 20+ points and 15+ rebounds Sebastian Saiz, 23 pts/16 rebs
 vs. South Alabama (Dec. 22, 2016)
 Had 20+ points and 20+ rebounds Walter Actwood, 22 pts/22 rebs
 vs. ISU-Evansville (Dec. 1, 1975)

Had 15+ rebounds 15, Sebastian Saiz at Tennessee (Feb. 8, 2017)
 Had 20+ rebounds 20, Murphy Holloway vs. Auburn (Feb. 24, 2010)
 Had 10+ offensive rebounds 10, Dwayne Curtis vs. Auburn (Feb. 25, 2006)
 Had 10+ defensive rebounds 11, Sebastian Saiz at South Carolina (Jan. 14, 2017)

Had 10+ assists 10, Jarvis Summers vs. BYU (March 17, 2015)
 Had 15+ assists 15, Sean Tuohy vs. Auburn (Jan. 26, 1980)
 Has 9+ assists and 0 turnovers 9, Cullen Neal vs. South Alabama (Dec. 22, 2016)

Had 5+ blocks 6, Sebastian Saiz vs. Bradley (Dec. 19, 2016)
 Had 8+ blocks 8, Reginald Buckner at Arkansas (Feb. 5, 2011)

Had 5+ steals 7, Rasheed Brooks vs. LSU (Feb. 14, 2017)
 Had 8+ steals 8, Gerald Glass vs. Christian Bros. (Nov. 25, 1988)

Made 10+ free throws 10, Deandre Burnett vs. Auburn (Feb. 11, 2017)
 Made 15+ free throws 15, Stefan Moody vs. Mississippi State (March 3, 2016)
 Attempted 10+ free throws 10, Deandre Burnett vs. Auburn (Feb. 11, 2017)
 Attempted 15+ free throws 18, Sebastian Saiz vs. UMass (Nov. 14, 2016)
 Attempted 20+ free throws 20, Ansu Sesay vs. Arkansas (Feb. 18, 1995)

Shot 100% from the floor (min. 5) Marcanvis Humon, 6-6
 vs. La. Tech (Dec. 15, 2015)
 Shot 90% from the floor (min. 10) Marcanvis Hymon, 10-11,
 vs. Towson (Nov. 20, 2015)

Played 40+ minutes 41, Deandre Burnett vs. Oral Roberts (Nov. 18, 2016)

Fouled out Terence Davis and Cullen Neal at Tennessee (Feb. 8, 2017)

GAME BOX SCORES


Official Basketball Box Score -- Game Totals -- Final Statistics
UT Martin vs Ole Miss
 11/11/16 6 PM at Oxford, Miss./The Pavilion at Ole Miss
**UT Martin 83 • 0-1**

		Total	3-Ptr		Rebounds										
#	Player	FG-FGA	FG-FGA	FT-FTA	Off	Def	Tot	PF	TP	A	TO	Blk	Stl	Min	
04	EDWARDS, Kedar	f	6-15	1-5	0-0	5	2	7	5	13	5	5	0	1	32
10	ROWE, Chandler	f	2-4	1-1	4-5	2	3	5	4	9	2	0	0	3	20
25	MARTINEZ, Javier	f	3-7	0-0	3-6	5	2	7	3	9	0	3	0	0	32
01	BUTLER, Matthew	g	8-18	7-14	2-2	0	2	2	3	25	3	5	0	0	38
02	MOBLEY, Jacobly	g	4-19	3-12	6-7	1	1	2	4	17	1	1	0	1	37
03	BAILEY, Dante	g	0-3	0-1	2-2	0	0	0	2	2	0	0	0	0	10
05	FOFANA, Mike		0-0	0-0	0-0	0	0	0	1	0	0	0	0	0	0+
12	LEWIS, Fatodd		4-6	0-0	0-2	2	3	5	4	8	2	2	1	3	24
13	PUGH, Malik		0-0	0-0	0-0	0	1	1	0	0	0	1	0	0	2
21	LONDON, Malik		0-0	0-0	0-0	0	0	0	2	0	0	0	0	0	2
22	BEAUFORT, Kahari		0-1	0-0	0-0	0	0	0	1	0	0	0	0	0	3
Team					6	5	11								
Totals			27-73	12-33	17-24	21	19	40	29	83	13	17	1	8	200

FG % 1st Half: 15-30 50.0% 2nd half: 12-43 27.9% Game: 27-73 37.0%
 3FG % 1st Half: 3-10 30.0% 2nd half: 7-20 35.0% Game: 12-33 36.4%
 FT % 1st Half: 7-10 70.0% 2nd half: 10-14 71.4% Game: 17-24 70.8%

Deadball
Rebounds
3

Ole Miss 86 • 1-0

		Total	3-Ptr		Rebounds										
#	Player	FG-FGA	FG-FGA	FT-FTA	Off	Def	Tot	PF	TP	A	TO	Blk	Stl	Min	
11	Saiz, Sebastian	f	2-3	1-1	0-0	1	2	3	5	5	0	2	0	1	17
01	Burnett,Deandre	g	5-11	3-6	10-10	0	2	2	3	23	1	4	2	1	32
02	Neal,Cullen	g	2-8	1-5	5-6	0	2	2	3	10	4	2	0	0	29
14	Brooks,Rasheed	g	4-9	2-4	2-2	0	2	2	0	12	3	6	1	2	30
50	Furmanavicius,Justas	g	2-8	0-1	3-9	7	6	13	2	7	3	1	2	4	31
00	Fitzpatrick-Dorsey,D	g	0-0	0-0	2-2	2	0	2	2	2	0	2	0	0	4
03	Davis, Terence		9-13	0-2	1-1	2	4	6	4	19	2	3	1	1	25
05	Hymon,Marcanvis		3-4	0-0	0-5	3	5	8	4	6	1	4	4	0	29
12	Silins,Karlis		0-0	0-0	2-2	0	0	0	1	2	0	0	0	0	3
Team					1	5	6								
Totals			27-56	7-19	25-37	16	28	44	24	86	14	24	10	9	200
Deadball Rebounds 6,1															
FG % 1st Half: 11-24		45.8%	2nd half: 16-32		50.0%	Game: 27-58		48.2%							
3FG % 1st Half: 3-10		30.0%	2nd half: 4-9		44.4%	Game: 7-19		36.8%							
FT % 1st Half: 14-20		70.0%	2nd half: 11-17		64.7%	Game: 25-37		67.6%							

FG % 1st Half: 11-24 45.8% 2nd half: 16-32 50.0% Game: 27-56 48.2%
 3FG % 1st Half: 3-10 30.0% 2nd half: 4-9 44.4% Game: 7-19 36.8%
 FT % 1st Half: 14-20 70.0% 2nd half: 11-17 64.7% Game: 25-37 67.6%

Deadball
Rebounds
6,1

Officials: Tony Henderson, Jason Baker, Ken Washington
 Technical fouls: UT Martin-EDWARDS, Kedar. Ole Miss-None.
 Attendance: 6123

Score by periods	1st	2nd	Total
UT Martin	42	41	83
Ole Miss	39	47	86


Official Basketball Box Score -- Game Totals -- Final Statistics
UMass vs Ole Miss
 11/14/16 6 PM at Oxford, Miss./The Pavilion at Ole Miss
**UMass 88 • 1-1**

#	Player		Total		3-Ptr	Rebounds				PF	TP	A TO Blk Stl				Min
			FG	FGA	FG	FGA	FT	FTA	Off			Def	Tot	A	TO	
14	COLEMAN, Zach	f	0-1	0-1	0-0		1	2	3	4	0	1	0	1	1	22
45	HOLLOWAY, Rashaan	c	2-7	0-0	0-2		2	4	6	4	4	0	1	0	0	14
02	CLARK, Donte	g	5-9	2-4	1-2		0	3	3	5	13	3	2	0	2	26
00	PIPKINS, Luwane	g	5-14	3-7	5-5		0	1	1	2	18	1	4	0	4	28
03	JARREAU, DeJon	g	6-13	4-9	9-14		0	8	8	2	25	6	3	1	0	26
01	LEWIS, Zach		6-14	4-10	4-6		1	0	1	2	20	1	1	2	1	32
05	BALDWIN, Chris		1-3	0-0	0-0		2	2	4	2	2	1	0	1	0	15
10	HINES, Malik		0-0	0-0	1-2		0	1	1	4	1	0	2	0	1	7
23	ANDERSON, C.J.		1-1	0-0	3-5		3	2	5	3	5	4	3	0	1	25
24	FLOWERS, Tyrn		0-2	0-2	0-0		1	2	3	1	0	0	2	0	0	5
	Team						4	0	4							
	Totals		26-64	13-33	23-36		14	25	39	29	88	17	18	5	10	200

FG % 1st Half: 12-28 42.9% 2nd half: 14-36 38.9% Game: 26-64 40.6%
 3FG % 1st Half: 9-18 50.0% 2nd half: 4-15 26.7% Game: 13-33 39.4%
 FT % 1st Half: 15-23 65.2% 2nd half: 8-13 61.5% Game: 23-36 63.9%

Deadball
Rebounds
7

Ole Miss 90 • 2-0

		Total			3-Ptr	Rebounds										
#	Player	FG-FGA	FG-FGA	FT-FTA	Off	Def	Tot	PF	TP	A	TO	Blk	Stl	Min		
11	Saiz, Sebastian	f	4-9	0-1	14-18	8	11	19	3	22	1	2	2	1	37	
50	Furmanavicius, Justas	f	1-5	0-0	1-2	2	3	5	3	3	0	1	2	0	27	
01	Burnett, Deandre	g	3-15	0-1	6-6	0	2	2	3	12	1	4	0	1	24	
02	Neal, Cullen	g	7-15	4-7	3-6	1	0	1	4	21	2	2	0	2	34	
14	Brooks, Rasheed	g	5-10	0-3	1-2	2	5	7	3	11	1	4	0	0	30	
00	Fitzpatrick-Dorsey, D		1-1	0-0	4-4	1	1	2	1	6	1	1	0	1	14	
03	Davis, Terence		4-8	1-3	4-6	0	2	2	5	13	0	1	0	0	12	
04	Tyree, Breelin		0-0	0-0	0-0	0	2	2	1	0	0	0	0	0	5	
05	Hymon, Marcanvis		1-1	0-0	0-0	1	1	2	4	2	0	2	0	0	9	
12	Silins, Karlis		0-0	0-0	0-2	1	0	1	1	0	0	0	0	0	8	
Team						2	1	3								
Totals			26-64	5-15	33-46	18	28	46	28	90	6	17	4	5	200	
FG % 1st Half: 11-37 29.7%		2nd half:	15-27 55.6%	Game: 26-64 40.6%												
3FG % 1st Half: 3-11 27.3%		2nd half:	2-4 50.0%	Game: 5-15 33.3%												
FT % 1st Half: 15-24 62.5%		2nd half:	18-22 81.8%	Game: 33-46 71.7%												
						Deadball Rebound 8,2										

FG % 1st Half: 11-37 29.7% 2nd half: 15-27 55.6% Game: 26-64 40.6%
 3FG % 1st Half: 3-11 27.3% 2nd half: 2-4 50.0% Game: 5-15 33.3%
 FT % 1st Half: 15-24 62.5% 2nd half: 18-22 81.8% Game: 33-46 71.7%

Deadball
Rebounds
8,2

Officials: Karl Hess, Mike Nance, Ron Groover
 Technical fouls: UMass-COLEMAN, Zach. Ole Miss-Davis,Terence.
 Attendance: 5291

Score by periods	1st	2nd	Total
UMass	48	40	88
Ole Miss	40	50	90

Points
UMASS
OM

In
Paint
20

Off
T/O
10

2nd
Chance
8

Fast
Break
17

Bench
28
21

Last FG - UMass 2nd-03:49, OM 2nd-00:04.
 Largest lead - UMass by 9 2nd-04:33, OM by 10 1st-07:39.
 UMass led for 19:57. OM led for 15:14. Game was tied for 04:49.

Score tied - 5 times.
 Lead changed - 8 times.


Official Basketball Box Score -- Game Totals -- Final Statistics
Oral Roberts vs Ole Miss
 11/18/16 4:00 p.m.AST at St. Thomas, U.S. Virgin Islands
**Oral Roberts 88 • 1-2**

#	Player	Total		3-Ptr	Rebounds			PF	TP	A TO Blk Stl				Min	
		FG-FGA	FG-FGA		FT-FTA	Off	Def			Tot	A	TO	Blk		Stl
23	NZEKWESI, Emmanuel	f	8-13	2-2	2-2	3	11	14	4	20	0	2	0	0	44
44	OWENS, Albert	c	7-12	0-0	8-8	1	2	3	1	22	3	1	0	2	36
01	MARTIN, Kris	g	4-10	4-6	3-4	0	1	1	3	15	3	5	1	1	36
10	BRADLEY, Jalen	g	6-16	0-3	0-0	1	3	4	0	12	6	2	0	3	44
13	ANDERSON, Aaron	g	1-1	1-1	0-0	1	2	3	2	3	3	1	0	1	22
00	YOUNG, Aaron	g	2-7	2-5	2-2	0	1	1	5	8	2	3	0	0	21
03	HARRIS, Jontray	g	2-2	2-2	0-0	0	0	0	2	6	1	1	0	0	7
30	McDANIEL, Dezmond	g	0-0	0-0	0-0	0	0	0	0	0	0	0	0	0	8
52	MILLER, Chris	g	1-4	0-0	0-0	2	2	4	2	2	1	1	0	0	7
Team						1	2	3				1			
Totals			31-65	11-19	15-16	9	24	33	19	88	19	17	1	7	225
FG % 1st Half: 13-31 41.9% 2nd half: 16-28 57.1% OT: 2-6 33.3% Game: 31-65 47.7% Deadball Rebounds															
3FG % 1st Half: 6-9 66.7% 2nd half: 4-7 57.1% OT: 1-3 33.3% Game: 11-19 57.9%															
FT % 1st Half: 2-2 100.0 2nd half: 9-10 90.0% OT: 4-4 100.0 Game: 15-16 93.8% 1,1															

FG % 1st Half: 13-31 41.9% 2nd half: 16-28 57.1% OT: 2-6 33.3% Game: 31-65 47.7%
 3FG % 1st Half: 6-9 66.7% 2nd half: 4-7 57.1% OT: 1-3 33.3% Game: 11-19 57.9%
 FT % 1st Half: 2-2 100.0 2nd half: 9-10 90.0% OT: 4-4 100.0 Game: 15-16 93.8%

Deadball
Rebounds
1,1

Ole Miss 95 • 3-0

#	Player	Total			3-Ptr	Rebounds			PF	TP	A To Blk Stl				Min
		FG-FGA	FG-FGA	FT-FTA		Off	Def	Tot			A	To	Blk	Stl	
11	Saiz, Sebastian	f	5-9	0-1	1-2	2	4	6	4	11	0	2	0	0	39
50	Furmanavicius, Justas	f	0-1	0-0	1-2	2	0	2	3	1	0	1	0	0	12
01	Burnett, Deandre	g	12-19	9-12	8-8	1	3	4	1	41	4	2	0	0	41
02	Neal, Cullen	g	2-6	2-3	2-2	0	4	4	1	8	3	3	0	0	31
14	Brooks, Rasheed	g	4-13	1-6	2-2	0	1	1	1	11	4	2	0	2	26
00	Fitzpatrick-Dorsey, D	g	1-1	0-0	0-0	0	3	3	0	2	2	1	0	1	15
03	James, Terence		5-15	0-4	3-7	2	3	5	1	13	4	2	1	3	22
05	Hymon, Marcanvis		3-5	0-0	2-4	6	5	11	3	8	1	3	2	4	33
12	Silins, Karlis		0-0	0-0	0-0	1	1	2	1	0	0	0	0	0	6
Team						1	1	2							
Totals			32-69	12-26	19-27	15	25	40	15	95	18	16	3	10	225
FG % 1st Half: 14-28 50.0% 2nd half: 14-33 42.4% OT: 4-8 50.0% Game: 32-69 46.4% Deadball Rebounds															
3FG % 1st Half: 6-14 42.9% 2nd half: 4-10 40.0% OT: 2-2 100.0% Game: 12-26 46.2% Deadball Rebounds															
FT % 1st Half: 3-4 75.0% 2nd half: 10-15 66.7% OT: 6-8 75.0% Game: 19-27 70.4% 5															

GAME BOX SCORES



Official Basketball Box Score -- Game Totals -- Final Statistics
Ole Miss vs Creighton
11/21/16 9:30 p.m.AST at St. Thomas, U.S. Virgin Islands

**Ole Miss 77 • 4-1**

#	Player	Total		3-Ptr		Rebounds		PF	TP	A	TO	Bk	Stl	Min
		FG-FGA	FG-FGA	FT-FTA	FT-FTA	Off	Def							
05	Hymon, Marcanvis	f	2-3	0-0	1-3	0	0	0	2	5	0	1	0	12
11	Saiz, Sebastian	f	1-4	0-0	2-2	4	10	14	3	4	3	1	2	35
01	Burnett, Deandre	g	7-17	3-8	5-6	1	0	1	1	22	3	7	0	33
02	Neal, Cullen	g	4-10	2-6	0-0	0	0	0	4	10	0	2	0	28
14	Brooks, Rasheed	g	9-14	4-9	0-0	0	2	2	2	22	1	0	2	35
00	Fitzpatrick-Dorsey, D	g	0-1	0-1	0-0	0	1	1	0	0	0	1	0	2
03	Davis, Terence	g	2-7	0-1	3-3	2	2	4	1	7	1	1	2	18
04	Tyree, Breein	g	0-2	0-1	0-0	0	0	0	1	0	0	0	0	4
12	Silins, Karlis	g	0-1	0-0	0-0	1	1	2	1	0	0	0	0	5
50	Furmanavicius, Justas	g	3-4	0-1	1-3	3	3	6	1	7	1	0	1	28
Team						6	1	7						
Totals			28-63	9-27	12-17	17	20	37	16	77	10	13	5	9 200

FG % 1st Half: 17-36 47.2% 2nd half: 11-27 40.7% Game: 28-63 44.4% Deadball Rebounds 2
3FG % 1st Half: 7-17 41.2% 2nd half: 2-10 20.0% Game: 9-27 33.3%
FT % 1st Half: 5-5 100.0 2nd half: 7-12 58.3% Game: 12-17 70.6%

Creighton 86 • 5-0

#	Player	Total		3-Ptr		Rebounds		PF	TP	A	TO	Bk	Stl	Min
		FG-FGA	FG-FGA	FT-FTA	FT-FTA	Off	Def							
10	WATSON, Jr, Maurice	f	4-10	1-2	0-1	1	4	5	2	9	7	4	0	38
13	HUFF, Cole	f	2-6	2-4	2-2	0	1	1	2	8	2	1	0	21
23	PATTON, Justin	c	5-7	0-0	1-2	2	3	5	4	11	2	3	2	0
00	FOSTER, Marcus	g	9-15	5-8	2-2	1	5	6	0	25	3	1	0	37
02	THOMAS, Khyri	g	5-6	3-4	3-3	0	4	4	3	16	3	2	1	0
11	CLEMENT, Tyler	g	0-0	0-0	0-0	0	1	1	0	0	1	1	0	27
15	KRAMELJ, Martin	g	0-0	0-0	0-0	0	0	0	0	0	0	1	0	0
21	ZIERDEN, Isaiah	g	1-2	1-2	0-0	0	0	0	0	3	0	0	0	16
32	HEGNER, Toby	g	4-6	4-6	0-0	0	1	1	3	12	0	0	1	21
40	HANSON, Zach	g	1-7	0-0	0-0	2	1	3	1	2	0	1	0	10
Team						1	0	1						
Totals			31-59	16-26	8-10	7	20	27	15	86	18	14	4	4 200

FG % 1st Half: 14-34 41.2% 2nd half: 17-25 68.0% Game: 31-59 52.5% Deadball Rebounds 3,1
3FG % 1st Half: 7-11 63.6% 2nd half: 9-15 60.0% Game: 16-26 61.5%
FT % 1st Half: 5-6 83.3% 2nd half: 3-4 75.0% Game: 8-10 80.0%

Officials: Joe Lindsay, Matt Potter, Jerry Heater
Technical fouls: Ole Miss-None. Creighton-None.
Attendance: 2699
2016 U.S. Virgin Islands Paradise Jam Basketball Tournament.
Presented by Basketball Travelers
CHAMPIONSHIP GAME

Score by periods	1st	2nd	Total
Ole Miss	46	31	77
Creighton	40	46	86

Last FG - OM 2nd-05:46, CU 2nd-00:59.
Largest lead - OM by 11 1st-03:52, CU by 9 2nd-00:39.
OM led for 26:13, CU led for 10:12. Game was tied for 03:33.

Points	In	Off	2nd	Fast	Bench
OM	28	7	20	2	14
CU	28	7	4	10	17

Score tied - 6 times.
Lead changed - 9 times.



Official Basketball Box Score -- Game Totals -- Final Statistics
Middle Tennessee vs Ole Miss
11/30/16 3 PM at Oxford, Miss./The Pavilion at Ole Miss

**Middle Tennessee 77 • 7-1**

#	Player	Total		3-Ptr		Rebounds		PF	TP	A	TO	Bk	Stl	Min
		FG-FGA	FG-FGA	FT-FTA	FT-FTA	Off	Def							
22	WILLIAMS, JaCorey	f	4-9	0-0	2-3	0	4	4	2	10	2	0	0	28
30	UPSHAW, Reggie	f	6-10	2-3	1-2	3	7	10	3	15	8	2	0	36
00	DIXON, Tyrik	g	1-6	0-1	3-3	0	1	1	1	5	0	0	0	8
11	SIMPSON, Edward	g	3-7	1-4	0-0	0	1	1	2	7	5	0	0	39
00	POTTS, Giddy	g	7-9	4-6	2-2	0	2	2	3	20	4	1	1	35
02	JOHNSON, Antwain	g	1-3	0-0	0-0	0	0	0	2	2	1	1	0	8
04	HABERSHAM, Xavier	g	3-4	2-2	0-0	0	3	3	4	8	1	2	0	23
25	GAMBLE, Karl	g	1-4	0-0	0-0	0	2	2	2	2	0	0	0	9
45	FOOTE, Aldonis	g	3-8	0-0	2-2	1	2	3	2	8	1	1	0	14
Team						2	1	3						
Totals			29-60	9-16	10-12	6	23	29	21	77	22	7	1	7 200

FG % 1st Half: 19-33 57.6% 2nd half: 10-27 37.0% Game: 29-60 48.3% Deadball Rebounds 0
3FG % 1st Half: 9-11 81.8% 2nd half: 0-5 0.0% Game: 9-16 56.3%
FT % 1st Half: 1-2 50.0% 2nd half: 9-10 90.0% Game: 10-12 83.3%

Ole Miss 62 • 5-2

#	Player	Total		3-Ptr		Rebounds		PF	TP	A	TO	Bk	Stl	Min
		FG-FGA	FG-FGA	FT-FTA	FT-FTA	Off	Def							
11	Saiz, Sebastian	f	3-5	1-2	1-4	2	7	9	2	8	1	1	1	34
50	Furmanavicius, Justas	f	0-3	0-0	1-2	3	1	4	3	1	0	0	3	23
01	Burnett, Deandre	g	2-10	1-5	10-10	0	2	2	1	15	2	5	0	0
02	Neal, Cullen	g	4-9	2-5	3-4	0	3	3	3	13	1	3	0	25
14	Brooks, Rasheed	g	1-2	1-1	0-0	1	0	1	0	3	1	2	0	11
00	Fitzpatrick-Dorsey, D	g	0-2	0-0	0-0	0	0	0	0	0	1	0	0	0
03	Davis, Terence	g	3-7	0-4	2-3	0	6	6	3	8	1	3	1	25
04	Tyree, Breein	g	4-6	2-3	1-2	0	2	2	2	11	0	2	0	16
05	Hymon, Marcanvis	g	1-1	0-0	1-2	2	4	6	1	3	2	0	2	19
12	Silins, Karlis	g	0-0	0-0	0-0	0	0	0	0	0	0	0	0	4
Team						0	2	2						
Totals			18-45	7-20	19-27	8	27	35	15	62	9	16	7	4 200

FG % 1st Half: 6-20 30.0% 2nd half: 12-25 48.0% Game: 18-45 40.0% Deadball Rebounds 4
3FG % 1st Half: 2-9 22.2% 2nd half: 5-11 45.5% Game: 7-20 35.0%
FT % 1st Half: 5-8 62.5% 2nd half: 14-19 73.7% Game: 19-27 70.4%

Officials: Doug Simmons, Ray Natili, Keith Kimble
Technical fouls: Middle Tennessee-None. Ole Miss-None.
Attendance:

Score by periods	1st	2nd	Total
Middle Tennessee	48	29	77
Ole Miss	19	43	62

Last FG - MT 2nd-03:22, OM 2nd-02:04.
Largest lead - MT by 29 1st-01:43, OM None.
MT led for 39:40, OM led for 00:00. Game was tied for 00:20.

Score tied - 0 times.
Lead changed - 0 times.



Official Basketball Box Score -- Game Totals -- Final Statistics
Montana vs Ole Miss
11/24/16 3 PM at Oxford, Miss./The Pavilion at Ole Miss

**Montana 81 • 1-5**

#	Player	Total		3-Ptr		Rebounds		PF	TP	A	TO	Bk	Stl	Min
		FG-FGA	FG-FGA	FT-FTA	FT-FTA	Off	Def							
20	Fabijan Krslovic	f	3-5	0-0	1-3	4	7	11	3	7	0	2	1	32
31	Jack Lopez	f	6-12	5-8	0-0	1	2	3	4	17	2	1	0	31
05	Walter Wright	g	3-11	2-6	0-0	0	3	3	1	8	4	1	1	23
14	Ahmaad Rorie	g	5-12	3-8	5-6	1	3	4	3	18	4	0	0	27
24	Bobby Moorehead	g	2-7	2-6	2-2	1	2	3	2	8	1	1	1	24
01	Mario Dunn	g	0-7	0-6	0-0	2	2	4	3	0	5	1	0	22
03	Sayed Priddgett	g	7-14	0-1	5-6	3	2	4	3	19	2	2	0	25
33	Jared Samuelson	g	2-3	0-0	0-0	2	1	3	2	4	0	2	0	8
34	Brandon Gfeller	g	0-2	0-2	0-0	0	1	1	1	0	1	0	0	8
Team						2	1	3						
Totals			28-73	12-33	13-17	16	24	40	23	81	19	10	3	3 200

FG % 1st Half: 11-30 36.7% 2nd half: 17-43 39.5% Game: 28-73 38.4% Deadball Rebounds 4
3FG % 1st Half: 4-13 30.8% 2nd half: 8-20 40.0% Game: 12-33 36.4%
FT % 1st Half: 3-5 60.0% 2nd half: 10-12 83.3% Game: 13-17 76.5%

Ole Miss 86 • 5-1

#	Player	Total		3-Ptr		Rebounds		PF	TP	A	TO	Bk	Stl	Min
		FG-FGA	FG-FGA	FT-FTA	FT-FTA	Off	Def							
11	Saiz, Sebastian	f	6-10	1-3	4-7	2	11	13	2	17	0	1	1	33
50	Furmanavicius, Justas	f	1-3	0-1	0-1	3	5	8	1	2	0	1	4	17
01	Burnett, Deandre	g	5-14	2-7	9-11	1	2	3	1	21	1	3	0	29
02	Neal, Cullen	g	6-12	5-8	2-2	0	2	2	3	19	4	3	0	32
14	Brooks, Rasheed	g	0-6	0-2	0-0	0	0	0	0	4	0	0	1	19
00	Fitzpatrick-Dorsey, D	g	1-1	0-0	0-0	1	1	2	2	2	2	0	1	9
03	Davis, Terence	g	6-9	3-4	3-4	2	3	5	3	18	1	2	0	24
04	Tyree, Breein	g	0-1	0-1	0-0	0	0	0	0	0	1	0	0	8
05	Hymon, Marcanvis	g	2-4	0-0	1-3	1	3	4	1	5	0	2	0	22
12	Silins, Karlis	g	1-2	0-0	0-0	0	0	0	3	2	0	1	1	7
Team						4	2	6						
Totals			28-62	11-26	19-28	14	29	43	17	86	15	14	8	5 200

FG % 1

GAME BOX SCORES



Official Basketball Box Score -- Game Totals -- Final Statistics
Ole Miss vs Virginia Tech
12/11/16 12:00 PM at Cassell Coliseum, Blacksburg, Va.

**Ole Miss 75 • 6-3**

#	Player	Total		3-Ptr	Rebounds			PF	TP	A	TO	Blk	Stl	Min
		FG-FGA	FG-FGA	FT-FTA	Off	Def	Tot							
01	Burnett,Deandre	* 2-9	0-5	3-4	0	1	1	2	7	2	4	0	0	25
03	Davis,Terence	* 6-13	3-6	3-3	3	9	12	3	18	0	3	1	0	27
04	Tyree,Breein	* 0-4	0-2	0-0	0	0	0	2	0	3	0	0	0	17
05	Hymon,Marcanvis	* 1-3	0-0	0-0	2	3	5	4	2	1	1	1	0	22
11	Saiz,Sebastian	* 9-13	0-0	3-4	3	6	9	3	21	0	1	2	0	38
00	Fitzpatrick-Dorsey,D	0-0	0-0	0-0	0	0	0	0	0	0	0	0	0	3
02	Neal,Cullen	5-10	2-6	0-0	2	2	4	3	12	3	3	0	0	23
14	Brooks,Rasheed	3-10	3-7	0-0	0	4	4	2	9	2	1	0	0	25
32	Morris,Nate	0-0	0-0	0-0	0	0	0	0	0	1	0	0	0	2
50	Furmanavicius,Justas	3-5	0-1	0-0	2	1	3	3	6	0	2	0	0	18
Team					2	0	2							
Totals		29-67	8-27	9-11	14	26	40	22	75	11	16	4	0	200

FG % 1st Half: 14-36 38.9% 2nd half: 15-31 48.4% Game: 29-67 43.3% Deadball Rebounds 2
3FG % 1st Half: 3-16 18.8% 2nd half: 5-11 45.5% Game: 8-27 29.6%
FT % 1st Half: 1-2 50.0% 2nd half: 8-9 88.9% Game: 9-11 81.8%

Virginia Tech 80 • 8-1

#	Player	Total		3-Ptr	Rebounds			PF	TP	A	TO	Blk	Stl	Min
		FG-FGA	FG-FGA	FT-FTA	Off	Def	Tot							
02	Khadim Sy	* 3-3	0-0	0-0	1	0	1	2	6	0	2	1	0	10
05	Justin Robinson	* 1-6	1-4	3-4	1	1	2	3	6	2	0	0	0	35
10	Justin Bibbs	* 3-8	3-7	0-0	0	2	2	4	9	1	1	0	0	26
13	Ahmed Hill	* 5-10	3-6	7-10	3	6	9	0	20	3	1	0	1	34
15	Chris Clarke	* 4-6	1-1	3-6	1	4	5	2	12	5	2	0	3	33
04	Seth Allen	4-8	0-2	1-2	0	2	2	1	9	3	3	0	1	30
32	Zach LeDay	5-13	1-4	4-8	3	4	7	3	15	0	2	0	0	30
42	Ty Outlaw	1-2	1-2	0-0	0	1	1	0	3	0	0	0	0	2
Team					1	3	4							
Totals		26-56	10-26	18-30	10	23	33	15	80	18	13	1	5	200

FG % 1st Half: 12-30 40.0% 2nd half: 14-26 53.8% Game: 26-56 46.4% Deadball Rebounds 6,1
3FG % 1st Half: 5-16 31.3% 2nd half: 5-10 50.0% Game: 10-26 38.5%
FT % 1st Half: 4-11 36.4% 2nd half: 14-19 73.7% Game: 18-30 60.0%

Officials: Roger Ayers, Ron Groover, Chuck Jones
Technical fouls: Ole Miss-None. Virginia Tech-None.
Attendance: 7522

Score by periods	1st	2nd	Total
Ole Miss	32	43	75
Virginia Tech	33	47	80

Last FG - OM 2nd-00:09, VT 2nd-00:42.
Largest lead - OM by 6 1st-16:52, VT by 14 2nd-05:04.
OM led for 04:53. VT led for 33:08. Game was tied for 01:59.

Score tied - 2 times.
Lead changed - 3 times.



Official Basketball Box Score -- Game Totals -- Final Statistics
Murray State vs Ole Miss
12/15/16 7 PM at Oxford, Miss./The Pavilion at Ole Miss

**Murray State 73 • 5-6**

#	Player	Total		3-Ptr	Rebounds			PF	TP	A	TO	Blk	Stl	Min
		FG-FGA	FG-FGA	FT-FTA	Off	Def	Tot							
04	SANCHIOUS, Brion	f 0-1	0-0	2-2	0	2	2	4	2	0	0	0	0	21
02	STARK, Jonathan	g 4-14	2-9	2-2	0	0	0	4	12	3	1	0	1	33
11	CROAKER, Damarcus	g 5-14	0-4	3-4	1	7	8	2	13	4	1	1	1	33
12	MCGHEE, Gee	g 1-5	0-3	2-2	1	2	3	2	4	0	2	0	1	28
32	JONES, Bryce	g 1-6	0-4	4-6	0	7	7	2	6	3	1	0	1	33
00	MILLER, Terrell	8-12	4-6	7-9	3	7	10	4	27	2	3	0	0	25
01	GRACE, Jerami	1-3	1-3	0-0	1	2	3	2	3	1	0	0	0	7
22	THOMAS, Gilbert	0-2	0-1	0-2	1	1	2	2	0	0	2	0	0	3
23	TAYLOR, Jachai	0-1	0-1	0-0	0	0	0	1	0	0	1	0	0	2
40	DUPREE, Jalen	2-3	0-0	2-4	1	2	3	5	6	0	1	1	0	15
Team					3	1	4							
Totals		22-61	7-31	22-31	11	31	42	28	73	13	12	2	4	200

FG % 1st Half: 10-28 35.7% 2nd half: 12-33 36.4% Game: 22-61 36.1% Deadball Rebounds 3
3FG % 1st Half: 2-15 13.3% 2nd half: 5-16 31.3% Game: 7-31 22.6%
FT % 1st Half: 9-14 64.3% 2nd half: 13-17 76.5% Game: 22-31 71.0%

Ole Miss 78 • 7-3

#	Player	Total		3-Ptr	Rebounds			PF	TP	A	TO	Blk	Stl	Min
		FG-FGA	FG-FGA	FT-FTA	Off	Def	Tot							
05	Hymon,Marcanvis	f 0-2	0-0	2-6	1	1	2	3	2	0	0	1	0	17
11	Saiz,Sebastian	f 4-12	0-2	7-9	4	11	15	3	15	2	1	0	1	34
01	Burnett,Deandre	g 4-10	2-5	14-16	0	3	3	2	24	3	5	0	2	31
03	Davis,Terence	g 6-14	2-6	2-5	2	8	10	4	16	0	1	1	2	32
04	Tyree,Breein	g 1-2	0-0	0-0	0	0	0	2	2	0	0	0	1	12
02	Neal,Cullen	3-10	2-5	0-0	0	1	1	4	8	6	0	0	0	28
14	Brooks,Rasheed	1-5	0-3	0-0	0	4	4	1	2	1	1	0	0	18
32	Morris,Nate	0-1	0-0	0-0	0	1	1	3	0	0	1	1	0	5
50	Furmanavicius,Justas	3-6	1-2	2-2	4	1	5	9	2	2	2	0	0	23
Team					6	2	8							
Totals		22-62	7-23	27-38	17	32	49	27	78	14	11	5	6	200

FG % 1st Half: 12-34 35.3% 2nd half: 10-28 35.7% Game: 22-62 35.5% Deadball Rebounds 3,2
3FG % 1st Half: 5-15 33.3% 2nd half: 2-8 25.0% Game: 7-23 30.4%
FT % 1st Half: 14-20 70.0% 2nd half: 13-18 72.2% Game: 27-38 71.1%

Officials: Karl Hess, James Breeding, Glenn Tuitt
Technical fouls: Murray State-None. Ole Miss-None.
Attendance: 6650

Score by periods	1st	2nd	Total
Murray State	31	42	73
Ole Miss	43	35	78

Last FG - MUR 2nd-00:19, OM 2nd-03:15.
Largest lead - MUR by 2 1st-15:30, OM by 20 2nd-10:55.
MUR led for 00:30. OM led for 38:24. Game was tied for 01:06.

Score tied - 3 times.
Lead changed - 4 times.



Official Basketball Box Score -- Game Totals -- Final Statistics
Bradley vs Ole Miss
12/19/16 8 PM at Oxford, Miss./The Pavilion at Ole Miss

**Bradley 49 • 5-7**

#	Player	Total		3-Ptr	Rebounds			PF	TP	A	TO	Blk	Stl	Min
		FG-FGA	FG-FGA	FT-FTA	Off	Def	Tot							
01	Thomas, Donte	f 2-7	0-0	0-0	2	5	7	0	4	3	1	0	0	26
03	Barker, Callum	c 0-4	0-0	0-0	0	1	1	0	0	0	0	0	0	13
03	Pittman, Antoine	g 1-5	0-1	1-2	1	1	2	2	3	0	3	0	1	13
05	Brown, Darrell	g 5-12	3-4	1-3	0	3	3	4	14	2	4	0	1	28
13	Lautier-Ogunleye, D.	g 3-6	0-0	0-0	0	0	0	2	6	1	1	0	2	18
12	Bar, Koch	1-5	0-0	0-0	1	4	5	0	2	1	1	1	1	21
14	van Bree, Luuk	1-4	1-3	0-0	1	2	3	2	3	0	3	0	1	14
24	McGlaston, JoJo	3-7	3-4	0-0	1	4	5	3	9	1	0	1	2	26
25	Kennell, Nate	1-4	0-3	2-2	0	3	3	0	4	2	0	0	2	12
34	Foster, Alex	1-2	0-0	0-0	0	0	0	1	2	0	0	0	0	6
35	Hodgson, Jayden	0-2	0-2	2-2	0	1	1	0	2	1	3	0	0	23
Team					3	3	6							
Totals		18-58	7-17	6-11	9	27	36	14	49	11	17	2	10	200

FG % 1st Half: 7-28 25.0% 2nd half: 11-30 36.7% Game: 18-58 31.0% Deadball Rebounds 2
3FG % 1st Half: 3-8 37.5% 2nd half: 4-9 44.4% Game: 7-17 41.2%
FT % 1st Half: 2-2 100.0% 2nd half: 4-9 44.4% Game: 6-11 54.5%

Ole Miss 66 • 8-3

#	Player	Total		3-Ptr	Rebounds			PF	TP	A	TO	Blk	Stl	Min
		FG-FGA	FG-FGA	FT-FTA	Off	Def	Tot							
05	Hymon,Marcanvis	f 1-3	0-0	0-0	2	3	5	1	2	1	1	3	2	24
11	Saiz,Sebastian	f 4-8	0-1	2-2	1	12	13	1	10	0	1	6	4	26
00	Fitzpatrick-Dorsey,D	g 1-3	0-1	1-2	0	1	1	2	3	1	0	0	1	17
02	Neal,Cullen	g 3-8	2-6	4-5	0	2	2	0	12	5	1	0	1	27
03	Davis,Terence	g 8-13	3-6	0-0	1	5	6	4	19	1	3	1	1	21
01	Burnett,Deandre	1-7	1-5	2-2	2	0	2	0	5	5	1	0	1	21
04	Tyree,Breein	0-2	0-2	2-2	0	1	1	2	2	3	5	0	0	13
14	Brooks,Rasheed	3-7	3-7	0-0	0	5	5	1	9	1	3	1	2	21
32	Morris,Nate	0-2	0-0	0-0	1	1	2	0	0	0	1	0	1	8
50	Furmanavicius,Justas	2-2	0-0	0-1	1	1	2	2	4	2	1	1	1	22
Team					0	2	2							
Totals		23-55	9-28	11-14	8	33	41	13	66	19	16	13	13	200

FG % 1st Half: 15-30 50.0% 2nd half: 8-25 32.0% Game: 23-55 41.8% Deadball Rebounds 0,1
3FG % 1st Half: 6-18 33.3% 2nd half: 3-10 30.0% Game: 9-28 32.1%
FT % 1st Half: 2-2 66.7% 2nd half: 9-11 81.8% Game: 11-14 78.6%

Officials: Doug Shows, Lee

GAME BOX SCORES

**Official Basketball Box Score -- Game Totals -- Final Statistics**
Kentucky vs Ole Miss
12/29/16 7 PM at Oxford, Miss./The Pavilion at Ole Miss**Kentucky 99 • 11-2 1-0 SEC**

#	Player	Total		3-Ptr		Rebounds		PF	TP	A	TO	Blk	Stl	Min
		FG-FGA	FG-FGA	FT-FTA	FT-FTA	Off Def Tot	Off Def Tot							
03	Adebayo, Edrice	f	12-19	0-0	1-4	1 3 4	1 3 4	1	25	1	1	3	0	34
32	Gabriel, Wenyen	f	1-2	0-0	0-0	1 2 3	3 2 2	0	0	1	0	1	1	14
00	Fox, De'Aaron	f	3-10	0-2	1-3	0 5 5	2 7 7	1	7	1	0	3	23	23
05	Monk, Malik	g	11-16	5-7	7-8	2 4 6	2 34	1	1	0	3	35		
13	Briscoe, Isaiah	g	6-14	1-1	6-6	3 7 10	2 19	11	2	0	1	36		
01	Killeya-Jones, Sacha	f	0-0	0-0	0-0	0 0 0	0 0	0	0	0	0	0	0	0+
11	Mulder, Mychal	f	1-3	1-3	0-0	0 0 0	1 3	0	0	0	0	1	13	
14	Wynyard, Tai	f	0-0	0-0	0-0	0 0 0	1 0	0	0	0	0	0	2	
15	Humphries, Isaac	f	0-0	0-0	2-2	0 3 3	0 2	0	1	1	0	4		
20	Calipari, Brad	f	0-0	0-0	0-0	0 0 0	0 0	0	0	0	0	0	1	
25	Hawkins, Dominique	f	0-3	0-1	0-0	0 0 0	3 0	1	0	0	0	14		
35	Willis, Derek	f	3-7	1-4	0-1	2 7 9	2 7	1	1	2	0	24		
Team						2 0 2								
Totals			37-74	8-18	17-24	11 31 42	17 99	24	8	7	9	200		

FG % 1st Half: 24-39 61.5% 2nd half: 13-35 37.1% Game: 37-74 50.0%
3FG % 1st Half: 5-8 62.5% 2nd half: 3-10 30.0% Game: 8-18 44.4%
FT % 1st Half: 7-10 70.0% 2nd half: 10-14 71.4% Game: 17-24 70.8%

Ole Miss 76 • 9-4 0-1 SEC

#	Player	Total		3-Ptr		Rebounds		PF	TP	A	TO	Blk	Stl	Min
		FG-FGA	FG-FGA	FT-FTA	FT-FTA	Off Def Tot	Off Def Tot							
05	Hymon, Marcanvis	f	0-1	0-0	0-0	1 3 4	4 0	0	1	2	0	12		
11	Saiz, Sebastian	f	7-17	3-7	6-6	3 10 13	4 23	2	6	0	0	36		
01	Burnett, Deandre	g	7-15	0-3	5-6	0 2 2	2 19	6	3	0	0	31		
02	Neal, Cullen	g	0-1	0-1	0-0	0 3 3	3 0	1	4	0	0	17		
03	Davis, Terence	g	3-13	1-4	0-0	3 2 5	4 7	1	0	1	0	20		
00	Fitzpatrick-Dorsey, D	f	0-1	0-0	0-0	0 0 0	0 0	0	0	0	0	5		
04	Tyree, Breein	f	2-3	0-1	0-0	0 4 4	3 4	3	1	0	0	27		
14	Brooks, Rasheed	f	4-16	2-6	5-5	2 1 3	0 15	0	0	0	3	20		
32	Morris, Nate	f	0-0	0-0	0-0	0 0 0	0 0	0	0	0	0	4		
50	Furmanavicius, Justas	f	4-5	0-0	0-0	3 3 6	3 8	0	0	3	0	28		
Team						2 3 5								
Totals			27-72	6-22	16-17	14 31 45	23 76	13	15	6	3	200		

FG % 1st Half: 14-41 34.1% 2nd half: 13-31 41.9% Game: 27-72 37.5%
3FG % 1st Half: 2-10 20.0% 2nd half: 4-12 33.3% Game: 6-22 27.3%
FT % 1st Half: 9-9 100.0% 2nd half: 7-8 87.5% Game: 16-17 94.1%

Officials: Joe Lindsay, Tony Henderson, Ted Valentine
Technical fouls: Kentucky-None. Ole Miss-None.
Attendance: 9086

Score by periods	1st	2nd	Total
Kentucky	60	39	99
Ole Miss	39	37	76

Points	In Paint	Off T/O	2nd Chance	Fast Break	Bench
UK	58	21	14	20	12
OM	38	8	13	10	27

Last FG - UK 2nd-02:05, OM 2nd-00:47.
Largest lead - UK by 28 2nd-02:25, OM by 2 1st-19:26.
UK led for 38:23. OM led for 00:23. Game was tied for 01:14.

Score tied - 1 time.
Lead changed - 1 time.

**Official Basketball Box Score -- Game Totals -- Final Statistics**
Ole Miss vs Auburn
01/07/17 5:00 p.m. at Auburn Arena -- Auburn, Ala.**Ole Miss 88 • 10-5, 1-2**

#	Player	Total		3-Ptr		Rebounds		PF	TP	A	TO	Blk	Stl	Min
		FG-FGA	FG-FGA	FT-FTA	FT-FTA	Off Def Tot	Off Def Tot							
05	Hymon, Marcanvis	f	2-3	0-0	0 3 3	0 6	0 1	0	0	2	10			
11	Saiz, Sebastian	f	3-6	1-2	7-7	4 6 10	5 14	1	3	0	0	38		
50	Furmanavicius, Justas	f	3-7	1-3	4-5	1 4 5	4 11	2	2	1	1	36		
01	Burnett, Deandre	g	3-10	2-6	10-12	1 1 2	4 18	8	6	0	3	38		
03	Davis, Terence	g	6-10	3-6	1-2	0 2 2	4 16	2	3	0	3	19		
02	Neal, Cullen	f	4-7	3-6	2-2	0 1 1	1 13	1	2	0	1	22		
04	Tyree, Breein	f	1-4	0-1	0-0	0 0 0	0 2	0	0	0	0	5		
14	Brooks, Rasheed	f	4-6	2-3	0-0	0 1 1	4 10	1	0	0	0	25		
Team						1 1 2								
Totals			26-53	12-27	24-28	7 19 26	26 88	15	17	1	8	200		

FG % 1st Half: 12-28 42.9% 2nd half: 14-25 56.0% Game: 26-53 49.1%
3FG % 1st Half: 4-12 33.3% 2nd half: 8-15 53.3% Game: 12-27 44.4%
FT % 1st Half: 5-5 100.0% 2nd half: 19-23 82.6% Game: 24-28 85.7%

Auburn 85 • 10-5, 0-3

#	Player	Total		3-Ptr		Rebounds		PF	TP	A	TO	Blk	Stl	Min
		FG-FGA	FG-FGA	FT-FTA	FT-FTA	Off Def Tot	Off Def Tot							
03	Purifoy, Danjel	f	2-5	2-4	0-0	0 3 3	0 6	0	1	0	2	10		
50	Wiley, Austin	c	3-4	0-0	1-4	3 6 9	2 7	0	2	0	0	16		
01	Harper, Jared	f	4-9	2-6	14-17	0 1 1	5 24	2	3	0	1	21		
05	Heron, Mustapha	g	6-12	3-5	5-5	2 2 4	2 20	1	1	0	2	33		
23	Lang, TJ	g	0-5	0-4	3-4	1 1 2	1 3	0	0	0	0	28		
00	Spencer, Horace	f	0-1	0-0	1-2	0 0 0	4 1	0	0	0	0	6		
02	Brown, Bryce	f	1-4	1-3	0-0	0 0 0	1 3	1	1	0	0	17		
14	Dunans, T.J.	f	2-3	0-0	1-2	1 0 1	0 5	0	1	1	0	9		
12	Smith, LaRon	f	0-2	0-0	0-0	0 3 3	1 0	0	2	0	0	5		
24	McLemore, Anfernee	f	2-2	0-0	0-0	2 3 5	4 4	0	1	0	0	18		
31	Waddell, Devin	f	0-1	0-1	0-1	1 0 1	1 0	2	2	0	0	18		
35	Johnson, Ronnie	f	5-8	0-0	2-2	1 2 3	1 12	3	2	0	1	19		
Team						1 3 4								
Totals			25-56	8-23	27-37	15 21 36	23 85	9	16	1	6	200		

FG % 1st Half: 15-30 50.0% 2nd half: 10-26 38.5% Game: 25-56 44.6%
3FG % 1st Half: 5-11 45.5% 2nd half: 3-12 25.0% Game: 8-23 34.8%
FT % 1st Half: 6-8 75.0% 2nd half: 21-29 72.4% Game: 27-37 73.0%

Officials: Pat Adams, Tim Gattis, Marc Ellard
Technical fouls: Ole Miss-None. Auburn-TEAM.
Attendance: 9121

Score by periods	1st	2nd	Total
Ole Miss	33	55	88
Auburn	41	44	85

Points	In Paint	Off T/O	2nd Chance	Fast Break	Bench
OM	28	18	7	8	25
AU	22	20	11	5	25

Last FG - OM 2nd-00:39, AU 2nd-00:20.
Largest lead - OM by 12 2nd-05:29, AU by 8 1st-06:04.
OM led for 20:10. AU led for 18:05. Game was tied for 01:45.

Score tied - 2 times.
Lead changed - 6 times.

**Official Basketball Box Score -- Game Totals -- Final Statistics**
Ole Miss vs Florida
1/3/17 7 p.m. at Exactech Arena - Gainesville, Fla.**Ole Miss 63 • 9-5, 0-2 SEC**

#	Player	Total		3-Ptr		Rebounds		PF	TP	A	TO	Blk	Stl	Min
		FG-FGA	FG-FGA	FT-FTA	FT-FTA	Off Def Tot	Off Def Tot							
05	Hymon, Marcanvis	f	2-2	0-0	0-0	1 4 5	5 4	1	4	1	1	19		
11	Saiz, Sebastian	f	7-12	1-3	0-0	2 11 13	2 15	1	1	2	1	39		
50	Furmanavicius, Justas	f	2-4	0-1	3-3	2 3 5	5 7	1	1	0	3	27		
01	Burnett, Deandre	g	6-12	2-5	4-4	0 1 1	2 18	3	5	0	1	32		
02	Neal, Cullen	g	2-7	0-4	0-0	0 2 2	0 4	2	4	0	1	23		
00	Fitzpatrick-Dorsey, D	f	0-0	0-0	0-0	1 0 1	3 0	0	0	0	0	3		
03	Davis, Terence	f	2-5	0-2	1-2	0 2 2	2 5	0	1	0	1	22		
04	Tyree, Breein	f	2-3	1-2	2-4	0 0 0	0 7	0	2	0	1	11		
14	Brooks, Rasheed	f	1-2	1-2	0-0	0 0 0	1 3	0	3	0	1	23		
32	Morris, Nate	f	0-0	0-0	0-0	0 0 0	0 0	0	0	0	0	1		
Team						1 4 5								
Totals			24-47	5-19	10-13	7 27 34	20 63	8	21	3	10	200		

FG % 1st Half: 8-20 40.0% 2nd half: 16-27 59.3% Game: 24-47 51.1%
3FG % 1st Half: 0-6 0.0% 2nd half: 5-13 38.5% Game: 5-19 26.3%
FT % 1st Half: 5-6 83.3% 2nd half: 5-7 71.4% Game: 10-13 76.9%

Florida 70 • 11-3, 2-0 SEC

#	Player		Total		3-Ptr		Rebounds			PF	TP	A	TO	Blk	Stl	Min
			FG	FGA	FG	FGA	FT	FTA	Off							
01	Robinson, Devin	f	3-8	1-3	4-4		0	0	0	4	11	0	0	0	1	30
23	Leon, Justin	f	2-8	1-5	0-0		0	1	1	2	5	0	0	0	0	18
13	Hayes, Kevarrius	c	1-2	0-0	2-4		3	2	5	0	4	0	0	1	1	17
00	Hill, Kasey	g	4-9	0-1	0-4		1	4	5	2	8	5	5	0	6	31
05	Allen, KeVaughn	g	4-9	4-7	2-2		2	3	5	1	14	1	1	0	2	31
11	Chiozza, Chris	f	0-3	0-2	1-3		0	2	2	1	3	1	0	0	0	21
14	Ebunolu, John	f	3-6	0-0	1-2		3	5	8	0	7	2	0	0	1	22
24	Barry, Canyon	f	8-14	3-6	1-2		2	0	2	3	20	0	1	0	0	22
25	Stone, Keith	f	0-1	0-1	0-0		1	0	1	1	0	1	0	0	0	7
	Team						0	2	2							
Totals			25-60	9-25	11-21		12	16	28	15	70	10	10	1	11	200

GAME BOX SCORES

**Official Basketball Box Score -- Game Totals -- Final Statistics**
Ole Miss vs South Carolina
1/14/17 6:30 p.m. ET at Columbia, S.C. (Colonial Life Arena)**Ole Miss 56 • 10-7, 1-4 SEC**

#	Player	Total		3-Ptr		Rebounds			PF	TP	A TO Blk Stl				Min
		FG-FGA	FG-FGA	FT-FTA	Off	Def	Tot	A			TO	Blk	Stl		
05	Hymon, Marcanvis	f	0-4	0-0	0-0	2	0	2	4	0	0	2	0	1	17
11	Saiz, Sebastian	f	3-10	0-3	5-9	4	11	15	4	11	0	2	2	2	34
50	Furmanavicius, Justas	f	2-5	0-1	4-5	1	4	5	4	8	2	3	0	2	30
03	Davis, Terence	g	3-12	0-2	0-0	1	5	6	4	6	0	6	1	2	28
04	Tyree, Breein	g	2-9	0-2	3-4	2	0	2	2	7	3	1	0	1	23
00	Fitzpatrick-Dorsey, D		1-3	0-0	2-2	0	0	0	0	4	1	0	0	0	10
02	Neal, Cullen		3-4	3-3	3-3	0	0	0	1	12	1	4	0	0	28
14	Brooks, Rasheed		3-8	2-6	0-0	0	0	0	4	8	2	2	0	1	30
Team						1	1	2							
Totals			17-55	5-17	17-23	11	21	32	23	56	8	21	3	9	200
FG % 1st Half: 6-23 26.1%		2nd half: 11-32 34.4%		Game: 17-55 30.9%		Deadball Rebounds 3.1									
3FG % 1st Half: 1-5 20.0%		2nd half: 4-12 33.3%		Game: 5-17 29.4%											
FT % 1st Half: 7-9 77.8%		2nd half: 10-14 71.4%		Game: 17-23 73.9%											

South Carolina 67 • 14-3, 4-0 SEC

#	Player		Total	3-Ptr		Rebounds										
			FG-FGA	FG-FGA	FT-FTA	Off	Def	Tot	PF	TP	A	TO	Blk	Stl	Min	
21	KOTSAR, Maik	f	3-6	0-0	0-0	5	1	6	5	6	0	2	2	1	16	
30	SILVA, Chris	f	5-11	0-0	6-7	2	9	11	3	16	1	1	1	1	28	
00	THORNWELL, Sindarius	g	3-10	0-2	4-6	4	4	8	2	10	3	3	0	2	32	
10	NOTTICE, Duane	g	2-8	2-7	1-2	0	1	1	2	7	3	1	0	2	28	
15	DOZIER, PJ	g	4-9	1-5	7-10	2	3	5	0	16	3	2	0	0	27	
02	GRAVETT, Hassani		0-2	0-1	0-0	0	0	0	1	0	2	2	0	0	18	
04	FELDER, Rakym		3-7	2-5	4-4	0	3	3	0	12	0	3	0	1	17	
05	BLANTON, TeMarcus		0-1	0-0	0-0	0	3	3	0	0	0	1	0	1	7	
12	GUEYE, Khadim		0-0	0-0	0-0	0	2	2	1	0	0	1	0	1	7	
13	CORCHIANI, Tommy		0-0	0-0	0-0	0	0	0	0	0	0	0	0	0	2	
14	TUT, Ran		0-0	0-0	0-0	0	0	0	1	0	0	1	0	0	5	
20	MCKIE, Justin		0-0	0-0	0-0	0	0	0	0	0	0	1	0	0	2	
23	HINSON, Evan		0-0	0-0	0-0	0	0	0	1	0	0	0	0	0	3	
24	KEITA, Sedee		0-1	0-0	0-2	0	1	1	3	0	0	2	0	1	8	
Team						0	2	2								
Totals				20-55	5-20	22-31	13	29	42	19	67	12	20	3	10	200
FG % 1st Half: 10-34 29.4%			2nd half: 10-21 47.6%			Game: 20-55 36.4%			Deadball Rebounds 9.1							
3FG % 1st Half: 1-12 8.3%			2nd half: 4-8 50.0%			Game: 5-20 25.0%										
FT % 1st Half: 13-17 76.5%			2nd half: 9-14 64.3%			Game: 22-31 71.0%										

Officials: Olandis Poole, Doug Simmons, K.B. Burdett Jr.
Technical fouls: Ole Miss-Brooks, Rasheed. South Carolina-None.
Attendance: 15202

Score by periods	1st	2nd	Total
Ole Miss	20	36	56
South Carolina	34	33	67

Last FG - OM 2nd-01:06, SC 2nd-03:43.
Largest lead - OM None, SC by 25 2nd-08:02.
OM led for 00:00. SC led for 39:33. Game was tied for 00:27.

Points	In Paint	Off T/O	2nd Chance	Fast Break	Bench
OM	20	22	6	8	24
SC	24	20	9	7	12

Score tied - 0 times.
Lead changed - 0 times.

**Official Basketball Box Score -- Game Totals -- Final Statistics**
Ole Miss vs Mizzou
1-21-17 2:31 PM at Columbia, Mo. (Mizzou Arena)**Ole Miss 75 • 12-7, 3-4**

#	Player	Total		3-Ptr		Rebounds			PF	TP	A				Min
		FG-FGA	FG-FGA	FT-FTA	Off	Def	Tot	To			Bk	St			
03	Davis, Terence	*	7-16	2-7	2-4	2	9	11	3	18	4	1	0	1	39
04	Tyree, Breein	*	2-6	2-2	0-0	1	1	2	1	6	1	1	0	0	23
05	Hymon, Marcanvis	*	1-2	0-0	1-2	0	6	6	3	3	0	1	0	1	23
11	Saiz, Sebastian	*	6-12	1-3	6-7	2	8	10	4	19	2	4	0	1	36
50	Furmanavicius, Justas	*	2-4	0-2	3-3	1	1	2	2	7	1	1	2	0	25
01	Burnett, Deandre		4-11	3-6	3-5	1	1	2	1	14	3	3	0	1	36
02	Neal, Cullen		2-5	2-4	2-2	0	1	1	2	8	0	1	0	0	18
Team						2	2	4							
Totals			24-56	10-24	17-23	9	29	38	16	75	11	12	2	4	200
FG % 1st Half: 14-31 45.2%		2nd half: 10-25 40.0%		Game: 24-56 42.9%		Deadball Rebounds 3									
3FG % 1st Half: 6-14 42.9%		2nd half: 4-10 40.0%		Game: 10-24 41.7%											
FT % 1st Half: 5-7 71.4%		2nd half: 12-16 75.0%		Game: 17-23 73.9%											

Mizzou 71 • 5-13, 0-6

#	Player	Total			3-Ptr		Rebounds			PF	TP	A TO Blk Stl				Min							
		FG-FGA	FG-FGA	FT-FTA	Off	Def	Tot	A	TO			Blk	Stl										
11	WALTON	*	0-4	0-0	0-0	0	0	0	0	0	2	0	0	0	16								
15	GEIST	*	1-3	0-1	0-0	0	4	4	1	2	1	0	0	0	17								
21	BARNETT	*	4-10	2-5	1-2	1	4	5	1	11	0	2	0	0	34								
24	PURYEAR	*	11-14	4-4	0-0	3	5	8	4	26	0	3	0	0	33								
25	WOODS	*	5-10	0-0	3-9	6	5	11	4	13	0	2	0	0	34								
01	PHILLIPS		3-12	2-7	2-3	0	5	5	5	10	5	0	2	33									
03	HUGHES		0-2	0-2	0-0	1	0	1	2	0	2	1	0	0	4								
14	NIKKO		0-0	0-0	0-2	0	0	0	1	0	0	0	0	0	6								
33	VANLEER		3-6	3-6	0-1	0	3	3	2	9	0	0	0	0	23								
Team						1	0	1															
Totals			27-61	11-25	6-17	12	26	38	20	71	15	14	0	2	200								
FG % 1st Half: 14-33 42.4%		2nd half: 13-28 46.4%		Game: 27-61 44.3%		Deadball Rebounds 4																	
3FG % 1st Half: 2-8 25.0%		2nd half: 9-17 52.9%		Game: 11-25 44.0%																			
FT % 1st Half: 3-7 42.9%		2nd half: 3-10 30.0%		Game: 6-17 35.3%																			

Officials: Tony Henderson, Terry Moore, Rusty Phillips
Technical fouls: Ole Miss-None. Mizzou-None.
Attendance: 10378
Estimated Actual: 7,235

Score by periods	1st	2nd	Total
Ole Miss	39	36	75
Mizzou	33	38	71

Last FG - OM 2nd-03:22, MU 2nd-00:06.
Largest lead - OM by 12 1st-14:10, MU by 4 1st-18:33.
OM led for 36:15. MU led for 03:32. Game was tied for 00:13.

Score tied - 0 times.
Lead changed - 3 times.

**Official Basketball Box Score -- Game Totals -- Final Statistics**
Tennessee vs Ole Miss
01/17/17 8 PM at Oxford, Miss./The Pavilion at Ole Miss**Tennessee 69 • 9-9 2-4 SEC**

#	Player		Total		3-Ptr		Rebounds			PF	TP	A TO Blk Stl				Min		
			FG-FGA	FG-FGA	FT-FTA	Off	Def	Tot										
02	Williams, Grant	f	2-4	0-0	1-3	1	3	4	5	5	1	1	1	0	17			
11	Alexander, Kyle	f	3-3	0-0	0-3	2	4	6	3	6	0	0	1	0	20			
00	Bone, Jordan	g	1-9	0-3	0-0	0	1	1	3	2	4	2	0	2	14			
03	Hubbs III, Robert	g	7-15	0-1	1-2	2	5	7	1	15	3	2	1	0	35			
23	Bowden, Jordan	g	4-16	3-9	3-4	0	3	3	3	14	0	2	0	2	27			
01	Turner, Lamonte		5-15	3-10	2-4	1	1	2	2	15	5	3	1	0	29			
05	Schofield, Admiral		2-5	0-1	0-0	0	3	3	3	4	0	1	2	0	20			
12	Parker, Kwe		0-0	0-0	0-0	0	0	0	2	0	0	1	0	0	6			
21	Evans, Lew		0-1	0-0	3-4	3	2	5	4	3	2	0	0	0	13			
25	Phillips, Shembari		1-3	0-1	3-4	2	1	3	5	5	0	0	0	0	19			
Team						6	2	8										
Totals						25-71	6-25	13-24	17	25	42	31	69	15	12	6	4	200
FG % 1st Half: 14-33			42.4%	2nd half: 11-38			28.9%	Game: 25-71			35.2%							Deadball
3FG % 1st Half: 4-10			40.0%	2nd half: 2-15			13.3%	Game: 6-25			24.0%							Rebounds
FT % 1st Half: 6-10			60.0%	2nd half: 7-14			50.0%	Game: 13-24			54.2%							3

GAME BOX SCORES



Official Basketball Box Score -- Game Totals -- Final Statistics
Baylor vs Ole Miss
1/28/17 5 PM at Oxford, Miss./The Pavilion at Ole Miss



Baylor 78 • 20-1, 7-1 Big 12

#	Player		Total		3-Ptr		Rebounds			PF	TP	A	TO	Blk	Stl	Min
			FG	FGA	FT	FTA	Off	Def	Tot							
00	Lual-Acui Jr., Jo	f	5-7	0-0	6-9	4	5	9	3	16	0	2	2	0	0	29
05	Motley, Johnathan	f	5-9	0-1	6-9	3	6	9	3	16	1	1	0	0	0	28
20	Lecomte, Manu	g	6-9	5-6	0-0	1	3	4	2	17	4	4	0	0	0	39
24	Wainright, Ishmail	g	1-3	1-2	3-4	1	2	3	2	6	5	5	0	1	1	27
25	Freeman, Al	g	0-4	0-3	0-0	0	1	1	0	0	0	2	0	0	0	12
01	Mitchell, Wendell		0-0	0-0	0-0	0	0	0	0	1	0	0	0	0	0	1
03	Lindsey, Jake		3-7	1-4	2-2	1	2	3	3	9	3	1	0	0	0	28
21	Omot, Nuni		3-7	3-6	0-0	1	2	3	1	9	0	1	0	1	1	18
22	McClure, King		1-4	1-4	2-2	0	2	2	3	5	2	0	0	0	0	13
31	Maston, Terry		0-0	0-0	0-0	0	0	0	1	0	0	0	0	1	1	5
Team																
Totals				24-50	11-26	19-26	13	24	37	19	78	15	17	2	3	200
FG % 1st Half: 10-23 43.5%			2nd half: 14-27 51.9%		Game: 24-50 48.0%		Deadball Rebounds									
3FG % 1st Half: 6-14 42.9%			2nd half: 5-12 41.7%		Game: 11-26 42.3%		3									
FT % 1st Half: 9-13 69.2%			2nd half: 10-13 76.9%		Game: 19-26 73.1%											

Ole Miss 75 • 12-9, 3-5 SEC

#	Player		Total		3-Ptr		Rebounds			PF	TP	A	TO	Blk	Stl	Min
			FG-FGA	FG-FGA	FT-FTA	FT-FTA	Off	Def	Tot							
05	Hymon, Marcanvis	f	0-2	0-0	0-0	0	2	2	4	0	1	1	2	2	31	
11	Saiz, Sebastian	f	7-17	1-3	5-5	4	6	10	4	20	2	1	0	1	32	
02	Neal, Cullen	g	2-5	2-4	7-7	0	0	0	2	13	3	3	0	1	25	
03	Davis, Terence	g	3-6	1-3	2-2	1	2	3	5	9	2	0	2	1	17	
04	Tyree, Breein	g	6-9	2-3	6-6	1	3	4	1	20	2	1	0	1	29	
01	Burnett, Deandre		1-10	1-2	1-1	1	0	1	3	4	1	1	1	2	29	
14	Brooks, Rasheed		1-3	0-2	0-0	0	0	0	0	2	3	1	0	0	23	
50	Furmanavicius, Justas		3-4	0-0	1-2	1	3	4	1	7	0	0	1	1	23	
	Team					3	0	3								
Totals			23-56	7-17	22-23	11	16	27	20	75	14	8	6	9	200	
FG % 1st Half: 15-33 45.5%			2nd half: 8-23 34.8%			Game: 23-56 41.1%			Deadball Rebounds							
3FG % 1st Half: 5-10 50.0%			2nd half: 2-7 28.6%			Game: 7-17 41.2%										
FT % 1st Half: 7-8 87.5%			2nd half: 15-15 100.0			Game: 22-23 95.7%										

Officials: Tony Greene, Lee Cassell, Darron George
Technical fouls: Baylor-None. Ole Miss-None.
Attendance: 9411
SEC/Big 12 Challenge

Score by periods	1st	2nd	Total
Baylor	35	43	78
Ole Miss	42	33	75

Last FG - BU 2nd-00:23, OM 2nd-02:16.
Largest lead - BU by 6 2nd-00:23, OM by 15 1st-06:33.
BU led for 07:28. OM led for 30:32. Game was tied for 01:59.

Score tied - 5 times.
Lead changed - 7 times.



Official Basketball Box Score -- Game Totals -- Final Statistics
Ole Miss vs Vanderbilt
02/04/17 2 p.m. at Nashville, Tenn. (Memorial Gym)



Ole Miss 81 • 14-9, 5-5 SEC

#	Player	Total			3-Ptr		Rebounds			PF	TP	A	TO	Blk	Stl	Min
		FG-FGA	FG-FGA	FT-FTA	Off	Def	Tot									
05	Hymon, Marcanvis	f	2-5	0-0	0-0	1	2	3	3	4	0	0	0	0	12	
11	Saiz, Sebastian	f	3-7	1-1	3-7	3	13	16	1	10	1	3	0	0	35	
01	Burnett, Deandre	g	4-11	1-6	8-9	0	3	3	4	17	3	1	0	0	29	
03	Davis, Terence	g	4-11	1-3	8-9	2	5	7	4	17	1	1	0	1	25	
04	Tyree, Breein	g	4-9	1-3	2-2	0	2	2	0	11	1	1	0	2	25	
02	Neal, Cullen		2-4	2-4	1-2	1	1	2	0	7	1	0	0	0	20	
14	Brooks, Rasheed		1-4	1-2	1-2	2	3	5	1	4	2	1	0	0	24	
50	Furmanavicius, Justas		4-7	2-3	1-2	1	1	2	3	11	1	1	0	1	30	
Team						0	1	1								
Totals			24-58	9-22	24-33	10	31	41	16	81	10	8	0	4	200	
FG % 1st Half: 9-31 29.0%		2nd half: 15-27 55.6%		Game: 24-58 41.4%		Deadball										
3FG % 1st Half: 2-13 15.4%		2nd half: 7-9 77.8%		Game: 9-22 40.9%		Rebounds										
FT % 1st Half: 7-10 70.0%		2nd half: 17-23 73.9%		Game: 24-33 72.7%		2										

Vanderbilt 74 • 11-12, 4-6 SEC

#	Player	Total	3-Ptr	Rebounds											
		FG-FGA	FG-FGA	FT-FTA	Off	Def	Tot	PF	TP	A	TO	Blk	Stl	Min	
11	ROBERSON, Jeff	f	5-6	3-3	8-9	0	7	7	1	21	2	1	0	1	35
03	KORNET, Luke	c	6-11	4-9	2-2	0	4	4	4	18	2	2	2	0	36
05	FISHER-DAVIS, Matthe	g	4-11	3-8	2-2	0	2	2	3	13	3	1	0	1	29
13	LACHANCE, Riley	g	2-6	1-5	0-0	0	3	3	5	7	1	0	2	37	
24	CRESSLER, Nolan	g	3-5	2-4	0-2	1	3	4	4	8	1	3	0	0	20
01	WILLIS, Payton		0-4	0-4	0-0	0	1	1	0	0	0	1	0	0	9
02	TOYE, Joe		3-8	1-5	2-4	1	3	4	4	9	1	2	0	1	25
12	BAPTISTE, Djery		0-0	0-0	0-0	0	3	3	2	0	0	0	1	0	4
15	BROWN, Clevon		0-1	0-1	0-0	0	2	2	1	0	0	0	0	0	5
Team						0	3	3							
Totals			23-52	14-39	14-19	2	31	33	24	74	16	11	3	5	200
FG % 1st Half: 10-24 41.7%		2nd half: 13-28 46.4%		Game: 23-52 44.2%		Deadball								Rebounds	
3FG % 1st Half: 4-15 26.7%		2nd half: 10-24 41.7%		Game: 14-39 35.9%										1	
FT % 1st Half: 8-11 72.7%		2nd half: 6-8 75.0%		Game: 14-19 73.7%											

Officials: Joe Lindsay, Marc Ellard, Terry Moore
Technical fouls: Ole Miss-None. Vanderbilt-None.
Attendance: 9287

Score by periods	1st	2nd	Total
Ole Miss	27	54	81
Vanderbilt	32	42	74

Last FG - OM 2nd-01:47, VU 2nd-00:28.
Largest lead - OM by 13 2nd-04:40, VU by 8 1st-02:44.
OM led for 14:23. VU led for 22:16. Game was tied for 03:21.

Score tied - 5 times.
Lead changed - 4 times.



Official Basketball Box Score -- Game Totals -- Final Statistics
Mississippi State vs Ole Miss
1/31/17 6 PM at Oxford, Miss./The Pavilion at Ole Miss



Mississippi State 61 • 13-8, 4-5 SEC

#	Player		Total		3-Ptr		Rebounds			PF	TP	A	TO	Blk	Stl	Min
			FG-FGA	FG-FGA	FT-FTA	FT-FTA	Off	Def	Tot							
34	Herard, Schnider	f	1-1	0-0	2-4	0	5	5	3	4	0	3	0	1	23	
35	Holman, Aric	f	4-6	1-2	0-0	1	5	6	3	9	1	1	2	0	25	
01	Peters, Lamar	g	5-10	2-5	4-4	0	2	2	1	16	4	4	0	1	24	
04	Kegler, Mario	g	2-6	2-5	2-3	0	6	6	3	8	3	4	0	1	32	
11	Weatherspoon, Q	g	7-17	2-5	0-0	0	2	2	1	16	1	2	0	1	34	
02	Wright, Eli		0-1	0-1	2-2	2	1	3	1	2	1	4	0	0	20	
03	Stapleton, Xavian		2-5	0-3	2-3	0	1	1	1	6	1	0	0	1	18	
23	Carter, Tyson		0-7	0-4	0-0	0	1	1	3	0	1	1	1	0	20	
45	Datcher, E.J.		0-0	0-0	0-0	0	0	0	2	0	0	0	0	0	4	
Team						2	2	4								
Totals			21-53	7-25	12-16	5	25	30	18	61	12	19	3	5	200	
FG % 1st Half: 12-25 48.0% 2nd half: 9-28 32.1% Game: 21-53 39.6%																
3FG % 1st Half: 4-10 40.0% 2nd half: 3-15 20.0% Game: 7-25 28.0%																
FT % 1st Half: 5-6 83.3% 2nd half: 7-10 70.0% Game: 12-16 75.0%																
															Deadball Rebounds	3

Ole Miss 88 • 13-9, 4-5 SEC

#	Player		Total		3-Ptr		Rebounds			PF	TP	A	TO	Blk	Stl	Min
			FG-FGA	FG-FGA	FT-FTA	Off	Def	Tot								
05	Hymon, Marcanvis	f	2-5	0-0	2-2	3	2	5	2	6	0	0	1	1	24	
11	Saiz, Sebastian	f	7-15	1-4	2-2	4	7	11	3	17	0	2	1	2	29	
01	Burnett, Deandre	g	4-11	1-2	7-7	1	0	1	0	16	5	3	1	4	30	
03	Davis, Terence	g	7-13	1-6	3-3	1	4	5	3	18	4	0	1	1	28	
04	Tyree, Breein	g	3-9	0-3	1-3	1	2	3	1	7	4	1	0	1	24	
00	Fitzpatrick-Dorsey, D		1-2	0-0	0-0	0	0	0	0	2	0	1	0	0	2	
02	Neal, Cullen		0-2	0-2	1-2	0	2	2	0	1	1	0	0	0	12	
14	Brooks, Rasheed		4-7	3-5	4-4	0	2	2	1	15	0	0	0	0	23	
24	Below, Lane		0-0	0-0	0-0	0	0	0	0	0	0	0	0	0	1	
50	Furmanavicius, Justas		2-4	0-1	2-2	4	6	10	3	6	1	1	0	2	27	
	Team					1	3	4							200	
Totals			30-68	6-23	22-25	15	28	43	13	88	15	8	4	11	207	
FG % 1st Half: 20-38			52.6%	2nd half: 10-30	33.3%	Game: 30-68			44.1%	Deadball						
3FG % 1st Half: 5-14			35.7%	2nd half: 1-9	11.1%	Game: 23-63			26.1%	Rebounds						
FT % 1st Half: 6-7			85.7%	2nd half: 1-18	88.9%	Game: 22-25			88.0%							

GAME BOX SCORES



Official Basketball Box Score -- Game Totals -- Final Statistics
Auburn vs Ole Miss
02/11/17 5 PM at Oxford, Miss./The Pavilion at Ole Miss



Auburn 84 • 16-9, 5-7 SEC

#	Player	Total		3-Ptr	Rebounds			PF	TP	A	TO	Blk	Stl	Min
		FG-FGA	FG-FGA	FT-FTA	Off	Def	Tot							
03	Purifoy, Danjel	f	4-9	3-8	1-1	1	1	2	4	12	0	2	0	25
50	Wiley, Austin	c	4-5	0-0	0-1	1	4	5	1	8	0	3	4	21
01	Harper, Jared	g	2-9	0-3	0-0	2	1	3	1	4	3	3	0	14
04	Dunans, T.J.	g	3-10	1-5	0-0	0	2	2	4	7	3	2	1	33
05	Heron, Mustapha	g	7-12	2-3	0-0	0	6	6	5	16	0	2	0	27
02	Brown, Bryce		3-7	3-5	0-0	0	1	1	0	9	1	2	0	20
12	Smith, LaRon		1-1	0-0	2-2	1	2	3	3	4	0	0	1	14
24	McLemore, Anfernee		2-3	0-0	2-3	2	6	8	2	6	1	2	2	19
31	Waddell, Devin		0-0	0-0	0-0	0	0	0	0	0	0	0	0	2
35	Johnson, Ronnie		7-13	4-6	0-1	1	0	1	2	18	8	4	0	3
Team						2	5	7						25
Totals			33-69	13-30	5-8	10	28	38	22	84	16	20	8	200

FG % 1st Half: 18-32 56.3% 2nd half: 15-37 40.5% Game: 33-69 47.8%
3FG % 1st Half: 8-14 57.1% 2nd half: 5-16 31.3% Game: 13-30 43.3%
FT % 1st Half: 3-4 75.0% 2nd half: 2-4 50.0% Game: 5-8 62.5%

Ole Miss 90 • 15-10, 6-6 SEC

#	Player	Total		3-Ptr	Rebounds			PF	TP	A	TO	Blk	Stl	Min
		FG-FGA	FG-FGA	FT-FTA	Off	Def	Tot							
05	Hymon, Marcanvis	f	3-3	0-0	0-0	0	6	6	3	6	1	0	0	22
11	Saiz, Sebastian	f	4-11	0-1	2-3	6	2	8	4	10	3	1	1	36
01	Burnett, Deandre	g	3-11	2-5	10-10	0	5	5	1	18	2	2	0	34
04	Tyree, Breein	g	0-5	0-2	2-4	0	2	2	2	2	2	0	1	14
14	Brooks, Rasheed	g	0-2	0-1	0-0	0	1	1	0	0	2	0	0	12
00	Fitzpatrick-Dorsey, D		2-5	0-1	0-0	1	1	2	0	4	0	1	0	5
02	Neal, Cullen		5-12	3-7	7-7	1	2	3	0	20	5	3	0	30
03	Davis, Terence		11-13	0-2	4-5	2	4	6	3	26	2	1	0	24
50	Furmanavicius, Justas		1-4	0-1	2-2	0	4	4	3	4	1	1	0	23
Team						1	1	2						200
Totals			29-66	5-20	27-31	11	28	39	16	90	18	11	1	200

FG % 1st Half: 9-34 26.5% 2nd half: 20-32 62.5% Game: 29-66 43.9%
3FG % 1st Half: 3-11 27.3% 2nd half: 2-9 22.2% Game: 5-20 25.0%
FT % 1st Half: 6-8 75.0% 2nd half: 21-23 91.3% Game: 27-31 87.1%

Officials: Karl Hess, Darron George, Rusty Phillips
Technical fouls: Auburn-None. Ole Miss-None.
Attendance: 8280

Score by periods	1st	2nd	Total
Auburn	47	37	84
Ole Miss	27	63	90

Last FG - AU 2nd-00:13, OM 2nd-02:07.
Largest lead - AU by 23 2nd-18:13, OM by 8 1st-17:58.
AU led for 25:21, OM led for 14:05. Game was tied for 00:33.

Points	In	Off	2nd	Fast
AU	36	12	9	4
OM	40	26	17	10

Score tied - 0 times.
Lead changed - 2 times.



Official Basketball Box Score -- Game Totals -- Final Statistics
LSU vs Ole Miss
2/14/17 8 PM at Oxford, Miss./The Pavilion at Ole Miss



LSU 76 • 10-15, 1-12 SEC

#	Player	Total		3-Ptr	Rebounds			PF	TP	A	TO	Blk	Stl	Min
		FG-FGA	FG-FGA	FT-FTA	Off	Def	Tot							
01	REATH, Duop	f	1-5	0-0	1-2	2	2	4	5	3	0	2	0	20
44	SIMS, Wayde	f	0-2	0-0	0-0	1	1	2	5	0	1	2	1	12
00	SAMPSON, Brandon	g	3-10	0-5	5-6	0	4	4	0	11	3	4	0	33
02	BLAKENEY, Antonio	g	10-17	5-7	4-4	1	1	2	2	29	1	2	0	38
04	MAYS, Skylar	g	6-10	3-4	4-4	1	3	4	3	19	3	4	0	34
05	HAYWARD, Kieran		0-1	0-1	0-0	0	0	0	0	0	0	0	0	1
11	PATTERSON, Jalyn		0-3	0-2	0-0	0	1	1	0	0	1	0	0	12
12	GRAVES, Marshall		0-0	0-0	0-0	0	1	1	0	0	0	0	0	2
21	EPPS, Aaron		4-8	0-0	3-3	4	7	11	4	11	2	5	0	31
45	EDDLESTONE, Brandon		1-2	0-1	1-2	1	2	3	3	3	0	0	0	17
Team						0	1	1						200
Totals			25-58	8-20	18-21	10	23	33	22	76	11	19	1	200

FG % 1st Half: 18-33 54.5% 2nd half: 7-25 28.0% Game: 25-58 43.1%
3FG % 1st Half: 5-13 38.5% 2nd half: 3-7 42.9% Game: 8-20 40.0%
FT % 1st Half: 6-7 85.7% 2nd half: 12-14 85.7% Game: 18-21 85.7%

Ole Miss 96 • 16-10, 7-6 SEC

#	Player	Total		3-Ptr	Rebounds			PF	TP	A	TO	Blk	Stl	Min
		FG-FGA	FG-FGA	FT-FTA	Off	Def	Tot							
05	Hymon, Marcanvis	f	2-3	0-0	1-2	1	1	2	1	5	0	1	1	24
11	Saiz, Sebastian	f	4-9	1-2	6-7	1	5	6	4	15	4	4	1	29
01	Burnett, Deandre	g	5-9	3-6	2-2	0	2	2	2	15	5	2	0	24
03	Davis, Terence	g	13-21	3-7	4-4	1	5	6	3	33	4	2	0	37
04	Tyree, Breein	g	2-6	1-3	0-0	0	3	3	1	5	3	0	0	20
00	Fitzpatrick-Dorsey, D		0-0	0-0	0-0	0	0	0	0	0	0	0	0	0+
02	Neal, Cullen		3-7	1-4	3-3	0	2	2	1	10	5	1	0	20
14	Brooks, Rasheed		3-5	3-5	0-0	0	3	3	1	9	0	1	0	7
50	Furmanavicius, Justas		1-1	0-0	2-2	0	2	2	2	4	0	0	0	1
Team						1	2	3						200
Totals			33-61	12-27	18-20	4	25	29	15	96	21	11	2	14

FG % 1st Half: 16-31 51.6% 2nd half: 17-30 56.7% Game: 33-61 54.1%
3FG % 1st Half: 6-14 42.9% 2nd half: 6-13 46.2% Game: 12-27 44.4%
FT % 1st Half: 6-7 85.7% 2nd half: 12-13 92.3% Game: 18-20 90.0%

Officials: Doug Simmons, John Hampton, James Breeding
Technical fouls: LSU-None. Ole Miss-Hymon, Marcanvis.
Attendance: 7131

Score by periods	1st	2nd	Total
LSU	47	29	76
Ole Miss	44	52	96

Last FG - LSU 2nd-05:09, OM 2nd-00:07.
Largest lead - LSU by 11 2nd-16:25, OM by 20 2nd-00:07.
LSU led for 25:42, OM led for 11:34. Game was tied for 02:44.

Points	In	Off	2nd	Fast
LSU	26	22	11	4
OM	36	26	2	10

Score tied - 5 times.
Lead changed - 11 times.



2016-17 Ole Miss Basketball
Ole Miss Combined Team Statistics (as of Feb 14, 2017)
All games



RECORD:	OVERALL	HOME	AWAY	NEUTRAL
ALL GAMES	16-10	11-5	3-4	2-1
CONFERENCE	7-6	4-3	3-3	0-0
NON-CONFERENCE	9-4	7-2	0-1	2-1

#	Player	gp-gs	min	avg	Total		3-Point		F-Throw		Rebounds								pts	avg				
					fg-fga	fg%	3fg-fga	3fg%	ft-fa	ft%	off	def	tot	avg	pf	dq	a	to			blk	stl		
01	Burnett,Deandre	24-20	722	30.1	100-290	.345	47-133	.353	149-166	.898	12	40	52	2.2	45	0	78	75	4	27	396	16.5		
11	Saiz,Sebastian	26-26	871	33.5	133-275	.484	16-54	.296	114-156	.731	82	210	292	11.2	88	3	27	59	29	27	396	15.2		
03	Davis,Terence	26-17	618	23.8	138-286	.483	33-104	.317	64-86	.744	34	110	144	5.5	87	3	41	53	16	35	373	14.3		
02	Neal,Cullen	26-12	641	24.7	74-183	.404	48-118	.407	57-67	.851	6	39	45	1.7	48	1	69	44	1	13	253	9.7		
14	Brooks,Rasheed	24-9	554	23.1	63-164	.384	35-93	.376	17-19	.895	16	49	65	2.7	30	0	39	35	4	25	178	7.4		
50	Furmanavicius,Justas	26-12	652	25.1	58-117	.496	7-24	.292	44-69	.638	54	71	125	4.8	75	2	24	27	30	20	167	6.4		
04	Tyree,Breein	24-13	389	16.2	43-119	.361	14-45	.311	31-45	.689	7	32	39	1.6	36	0	48	31	0	11	131	5.5		
05	Hymon,Marcanvis	26-19	554	21.3	40-73	.548	0-0	.000	19-47	.404	38	79	117	4.5	77	2	14	31	30	18	99	3.8		
00	Fitzpatrick-Dorsey,D	20-2	143	7.2	10-26	.385	0-5	.000	11-12	.917	10	14	24	1.2	16	0	9	13	1	5	31	1.6		
24	Below,Lane	3-0	6	2.0	1-2	.500	0-0	.000	0-0	.000	0	0	0	0.0	1	0	0	0	0	0	2	0.7		
12	Silins,Karlis	8-0	39	4.9	1-3	.333	0-0	.000	2-4	.500	3	2	5	0.6	8	0	0	2	1	1	4	0.5		
32	Morris,Nate	7-0	36	5.1	0-5	.000	0-0	.000	0-0	.000	2	5	7	1.0	8	0	0	3	3	0	0	0.0		
Team											52	44	96	1										
Total.....		26	5225		661-1543	.428	200-576	.347	508-671	.757	316	695	1011	38.9	519	11	349	374	119	182	2030	78.1		
Opponents.....		26	5225		666-1575	.423	232-623	.372	402-587	.685	297	647	944	36.3	548	-	395	368	82	168	1966	75.6		

TEAM STATISTICS	OM	OPP
SCORING	2030	1966
Points per game	78.1	75.6
Scoring margin	+2.5	-
FIELD GOALS-ATT	661-1543	666-1575
Field goal pct	.428	.423
3 POINT FG-ATT	200-576	232-623
3-point FG pct	.347	.372
3-pt FG made per game	7.7	8.9
FREE THROWS-ATT	508-671	402-587
Free throw pct	.757	.685
F-Throws made per game	19.5	15.5
REBOUNDS	1011	944
Rebounds per game	38.9	36.3
Rebounding margin	+2.6	-
ASSISTS	349	395
Assists per game	13.4	15.2
TURNOVERS	374	368
Turnovers per game	14.4	14.2
Turnover margin	-0.2	-
Assist/turnover ratio	0.9	1.1
STEALS	182	168
Steals per game	7.0	6.5
BLOCKS	119	82
Blocks per game	4.6	3.2
ATTENDANCE	116579	77353
Home games-Avg/Game	16-7286	7-10592
Neutral site-Avg/Game	-	3-1070

Date	Opponent	Score	Att.
11/11/16	UT MARTIN	w 86-83	6123
11/14/16	UMASS	w 90-88	5291
11/18/16	vs Oral Roberts	Wot 95-88	512
11/20/16	vs Saint Joseph's	w 81-68	0
11/21/16	vs Creighton	L 77-86	2699
11/24/16	MONTANA	w 86-81	7358
11/30/16	MIDDLE TENNESSEE	L 62-77	6412
12/03/16	MEMPHIS	w 85-77	7411
12/11/16	at Virginia Tech	L 75-80	7522
12/15/16	MURRAY STATE	w 78-73	6650
12/19/16	BRADLEY	w 66-49	7792
12/22/16	SOUTH ALABAMA	w 92-58	7260
* 12/29/16	KENTUCKY	L 76-99	9086
* 1/3/17	at Florida	L 63-70	10423
* 01/07/17	at Auburn	w 88-85	9121
* 1/11/17	GEORGIA	L 47-69	7029
* 1/14/17	at South Carolina	L 56-67	15202
* 01/17/17	TENNESSEE	w 80-69	6085
* 1-21-17	at Mizzou	w 75-71	10378
* 1/25/17	TEXAS A&M	L 76-80	7055
1/28/17	BAYLOR	L 75-78	9411
* 1/31/17	MISSISSIPPI STATE	w 88-61	8205
* 02/04/17	at Vanderbilt	w 81-74	9287
* 02/08/17	at Tennessee	L 66-75	12209
* 02/11/17	AUBURN	w 90-84	8280
* 2/14/17	LSU	w 96-76	7131

* = Conference game

Score by Periods	1st	2nd	OT	Totals
Ole Miss	945	1069	16	2030
Opponents	970	987	9	1966



2016-17 Ole Miss Basketball
Ole Miss Combined Team Statistics (as of Feb 14, 2017)
Conference games



RECORD:	OVERALL	HOME	AWAY	NEUTRAL
ALL GAMES	7-6	4-3	3-3	0-0
CONFERENCE	7-6	4-3	3-3	0-0
NON-CONFERENCE	0-0	0-0	0-0	0-0

##	Player	gp-gs	min	avg	Total		3-Point		F-Throw		Rebounds				pf	dq	a	to	blk	stl	pts	avg	
					fg-fga	fg%	3fg-fga	3fg%	ft-fita	ft%	off	def	tot	avg									
03	Davis,Terence	13-11	337	25.9	80-163	.491	18-58	.310	33-43	.767	17	58	75	5.8	46	1	25	26	3	19	211	16.2	
11	Saiz,Sebastian	13-13	449	34.5	64-143	.448	9-33	.273	57-79	.722	40	97	137	10.5	46	2	16	37	11	13	194	14.9	
01	Burnett,Deandre	11-10	334	30.4	44-123	.358	17-56	.304	57-66	.864	4	19	23	2.1	23	0	44	34	1	15	162	14.7	
50	Furmanavicius,Justas	13-7	366	28.2	30-61	.492	5-16	.313	31-38	.816	17	39	56	4.3	41	1	11	17	10	13	96	7.4	
02	Neal,Cullen	13-2	275	21.2	26-70	.371	18-49	.367	23-27	.852	3	18	21	1.6	19	1	22	22	1	4	93	7.2	
04	Tyree,Breein	13-9	252	19.4	30-88	.341	8-30	.267	22-35	.629	6	22	28	2.2	19	0	29	19	0	7	90	6.9	
14	Brooks,Rasheed	11-2	257	23.4	23-62	.371	16-38	.421	10-11	.909	8	15	23	2.1	15	0	9	11	0	13	72	6.5	
05	Hymon,Marcanvis	13-11	271	20.8	22-40	.550	0-0	.000	6-17	.353	18	46	64	4.9	42	1	5	15	8	7	50	3.8	
00	Fitzpatrick-Dorsey,D	9-0	45	5.0	5-13	.385	0-1	.000	4-4	1.000	3	3	6	0.7	6	0	2	4	0	0	14	1.6	
24	Below,Lane	2-0	3	1.5	0-0	.000	0-0	.000	0-0	.000	0	0	0	0.0	0	0	0	0	0	0	0	0.0	
32	Morris,Nate	3-0	11	3.7	0-0	.000	0-0	.000	0-0	.000	1	1	2	0.7	1	0	0	0	1	0	0	0.0	
Team											20	25	45										
Total.....		13	2600		324-763	.425	91-281	.324	243-320	.759	137	343	480	36.9	258	6	163	185	35	91	982	75.5	
Opponents.....		13	2600		334-774	.432	105-299	.351	207-301	.688	143	339	482	37.1	268	-	188	190	54	88	980	75.4	

TEAM STATISTICS	OM	OPP
SCORING	982	980
Points per game	75.5	75.4
Scoring margin	+0.2	-
FIELD GOALS-ATT	324-763	334-774
Field goal pct	.425	.432
3 POINT FG-ATT	91-281	105-299
3-point FG pct	.324	.351
3-pt FG made per game	7.0	8.1
FREE THROWS-ATT	243-320	207-301
Free throw pct	.759	.688
F-Throws made per game	18.7	15.9
REBOUNDS	480	482
Rebounds per game	36.9	37.1
Rebounding margin	-0.2	-
ASSISTS	163	188
Assists per game	12.5	14.5
TURNOVERS	185	190
Turnovers per game	14.2	14.6
Turnover margin	+0.4	-
Assist/turnover ratio	0.9	1.0
STEALS	91	88
Steals per game	7.0	6.8
BLOCKS	35	54
Blocks per game	2.7	4.2
ATTENDANCE	52871	66620
Home games-Avg/Game	7-7553	6-11103
Neutral site-Avg/Game	-	0-0

Date	Opponent		Score	Att.
* 12/29/16	KENTUCKY	L	76-99	9086
* 1/3/17	at Florida	L	63-70	10423
* 01/07/17	at Auburn	W	88-85	9121
* 1/11/17	GEORGIA	L	47-69	7029
* 1/14/17	at South Carolina	L	56-67	15202
* 01/17/17	TENNESSEE	W	80-69	6085
* 1-21-17	at Mizzou	W	75-71	10378
* 1/25/17	TEXAS A&M	L	76-80	7055
* 1/31/17	MISSISSIPPI STATE	W	88-61	8205
* 02/04/17	at Vanderbilt	W	81-74	9287
* 02/08/17	at Tennessee	L	66-75	12209
* 02/11/17	AUBURN	W	90-84	8280
* 2/14/17	LSU	W	96-76	7131

* = Conference game

Score by Periods	1st	2nd	Totals
Ole Miss	434	548	982
Opponents	511	469	980



2016-17 Ole Miss Basketball
Ole Miss Team Game-by-Game (as of Feb 14, 2017)
All games



TEAM STATISTICS

Opponent	Date	Score		Total		3-Pointers		Free throws		Rebounds				pf	a	t/o	blk	stl	pts	avg
				fg-fga	pct	3fg-fga	pct	ft-fa	pct	off	def	tot	avg							
UT MARTIN	11/11/16	86-83	W	27-56	.482	7-19	.368	25-37	.676	16	28	44	44.0	24	14	24	10	9	86	86.0
UMASS	11/14/16	90-88	W	26-64	.406	5-15	.333	33-46	.717	18	28	46	45.0	28	6	17	4	5	90	88.0
vs Oral Roberts	11/18/16	95-88	Wot	32-69	.464	12-26	.462	19-27	.704	15	25	40	43.3	15	18	16	3	10	95	90.3
vs Saint Joseph's	11/20/16	81-68	W	27-64	.422	12-28	.429	15-19	.789	13	29	42	43.0	20	16	14	4	6	81	88.0
vs Creighton	11/21/16	77-86	L	28-63	.444	9-27	.333	12-17	.706	17	20	37	41.8	16	10	13	5	9	77	85.8
MONTANA	11/24/16	86-81	W	28-62	.452	11-26	.423	19-28	.679	14	29	43	42.0	17	15	14	8	5	86	85.8
MIDDLE TENNESSEE	11/30/16	62-77	L	18-45	.400	7-20	.350	19-27	.704	8	27	35	41.0	15	9	16	7	4	62	82.4
MEMPHIS	12/03/16	85-77	W	25-58	.431	7-17	.412	28-33	.848	15	22	37	40.5	23	17	11	7	6	85	82.8
at Virginia Tech	12/11/16	75-80	L	29-67	.433	8-27	.296	9-11	.818	14	26	40	40.4	22	11	16	4	1	75	81.9
MURRAY STATE	12/15/16	78-73	W	22-62	.355	7-23	.304	27-38	.711	17	32	49	41.3	27	14	11	5	6	78	81.5
BRADLEY	12/19/16	66-49	W	23-55	.418	9-28	.321	11-14	.786	8	33	41	41.3	13	19	16	13	13	66	80.1
SOUTH ALABAMA	12/22/16	92-58	W	29-59	.492	8-22	.364	26-31	.839	13	37	50	42.0	21	23	13	8	8	92	81.1
KENTUCKY	12/29/16	76-99	L	27-72	.375	6-22	.273	16-17	.941	14	31	45	42.2	23	13	15	6	3	76	80.7
at Florida	1/3/17	63-70	L	24-47	.511	5-19	.263	10-13	.769	7	27	34	41.6	20	8	21	3	10	63	79.4
at Auburn	01/07/17	88-85	W	26-53	.491	12-27	.444	24-28	.857	7	19	26	40.6	26	15	17	1	8	88	80.0
GEORGIA	1/11/17	47-69	L	14-51	.275	2-19	.105	17-32	.531	9	25	34	40.2	20	4	13	3	4	47	77.9
at South Carolina	1/14/17	56-67	L	17-55	.309	5-17	.294	17-23	.739	11	21	32	39.7	23	8	21	3	9	56	76.6
TENNESSEE	01/17/17	80-69	W	26-54	.481	1-14	.071	27-42	.643	13	37	50	40.3	24	14	17	6	3	80	76.8
at Mizzou	1-21-17	75-71	W	24-56	.429	10-24	.417	17-23	.739	9	29	38	40.2	16	11	12	2	4	75	76.7
TEXAS A&M	1/25/17	76-80	L	27-55	.491	11-25	.440	11-17	.647	7	16	23	39.3	18	17	13	2	5	76	76.7
BAYLOR	1/28/17	75-78	L	23-56	.411	7-17	.412	22-23	.957	11	16	27	38.7	20	14	8	6	9	75	76.6
MISSISSIPPI STATE	1/31/17	88-61	W	30-68	.441	6-23	.261	22-25	.880	15	28	43	38.9	13	15	8	4	11	88	77.1
at Vanderbilt	02/04/17	81-74	W	24-58	.414	9-22	.409	24-33	.727	10	31	41	39.0	16	10	8	0	4	81	77.3
at Tennessee	02/08/17	66-75	L	23-67	.343	7-22	.318	13-16	.813	20	26	46	39.3	28	9	18	2	5	66	76.8
AUBURN	02/11/17	90-84	W	29-66	.439	5-20	.250	27-31	.871	11	28	39	39.3	16	18	11	1	11	90	77.4
LSU	2/14/17	96-76	W	33-61	.541	12-27	.444	18-20	.900	4	25	29	38.9	15	21	11	2	14	96	78.1
Ole Miss		2030		661-1543	.428	200-576	.347	508-671	.757	316	695	1011	38.9	519	349	374	119	182	2030	78.1
Opponents		1966		666-1575	.423	232-623	.372	402-587	.685	297	647	944	36.3	548	395	368	82	168	1966	75.6

Games played: 26
Points/game: 78.1
FG Pct: 42.8
3FG Pct: 34.7
FT Pct: 75.7

Rebounds/game: 38.9
Assists/game: 13.4
Turnovers/game: 14.4
Assist/turnover ratio: 0.9
Steals/game: 7.0
Blocks/game: 4.6



2016-17 Ole Miss Basketball
Ole Miss Opponent Game-by-Game (as of Feb 14, 2017)
All games



OPPONENT STATISTICS

Opponent	Date	Score		Total		3-Pointers		Free throws		Rebounds				pf	a	t/o	blk	stl	pts	avg
				fg-fga	pct	3fg-fga	pct	ft-fa	pct	off	def	tot	avg							
UT MARTIN	11/11/16	86-83	W	27-73	.370	12-33	.364	17-24	.708	21	19	40	40.0	29	13	17	1	8	83	83.0
UMASS	11/14/16	90-88	W	26-64	.406	13-33	.394	23-36	.639	14	25	39	39.5	29	17	18	5	10	88	85.5
vs Oral Roberts	11/18/16	95-88	Wot	31-65	.477	11-19	.579	15-16	.938	9	24	33	37.3	19	19	17	1	7	88	86.3
vs Saint Joseph's	11/20/16	81-68	W	25-55	.455	8-22	.364	10-22	.455	7	26	33	36.2	19	14	13	0	8	68	81.8
vs Creighton	11/21/16	77-86	L	31-59	.525	16-26	.615	8-10	.800	7	20	27	34.4	15	18	14	4	4	86	82.6
MONTANA	11/24/16	86-81	W	28-73	.384	12-33	.364	13-17	.765	16	24	40	35.3	23	19	10	3	3	81	82.3
MIDDLE TENNESSEE	11/30/16	62-77	L	29-60	.483	9-16	.563	10-12	.833	6	23	29	34.4	21	22	7	1	7	77	81.6
MEMPHIS	12/03/16	85-77	W	26-61	.426	6-19	.316	19-29	.655	17	21	38	34.9	26	17	11	5	4	77	81.0
at Virginia Tech	12/11/16	75-80	L	26-56	.464	10-26	.385	18-30	.600	10	23	33	34.7	15	18	13	1	5	80	80.9
MURRAY STATE	12/15/16	78-73	W	22-61	.361	7-31	.226	22-31	.710	11	31	42	35.4	28	13	12	2	4	73	80.1
BRADLEY	12/19/16	66-49	W	18-58	.310	7-17	.412	6-11	.545	9	27	36	35.5	14	11	17	2	10	49	77.3
SOUTH ALABAMA	12/22/16	92-58	W	19-66	.288	5-23	.217	15-22	.682	14	21	35	35.4	23	11	12	1	7	58	75.7
KENTUCKY	12/29/16	76-99	L	37-74	.500	8-18	.444	17-24	.708	11	31	42	35.9	17	24	8	8	9	99	77.5
at Florida	1/3/17	63-70	L	25-60	.417	9-25	.360	11-21	.524	12	16	28	35.4	15	10	10	1	11	70	76.9
at Auburn	01/07/17	88-85	W	25-56	.446	8-23	.348	27-37	.730	15	21	36	35.4	23	9	16	1	6	85	77.5
GEORGIA	1/11/17	47-69	L	21-52	.404	5-18	.278	22-25	.880	9	35	44	35.9	24	12	14	7	7	69	76.9
at South Carolina	1/14/17	56-67	L	20-55	.364	5-20	.250	22-31	.710	13	29	42	36.3	19	12	20	3	10	67	76.4
TENNESSEE	01/17/17	80-69	W	25-71	.352	6-25	.240	13-24	.542	17	25	42	36.6	31	15	12	6	4	69	75.9
at Mizzou	1-21-17	75-71	W	27-61	.443	11-25	.440	6-17	.353	12	26	38	36.7	20	15	14	0	2	71	75.7
TEXAS A&M	1/25/17	76-80	L	29-57	.509	7-18	.389	15-22	.682	16	23	39	36.8	15	19	15	4	10	80	75.9
BAYLOR	1/28/17	75-78	L	24-50	.480	11-26	.423	19-26	.731	13	24	37	36.8	19	15	17	2	3	78	76.0
MISSISSIPPI STATE	1/31/17	88-61	W	21-53	.396	7-25	.280	12-16	.750	5	25	30	36.5	18	12	19	3	5	61	75.3
at Vanderbilt	02/04/17	81-74	W	23-52	.442	14-39	.359	14-19	.737	2	31	33	36.3	24	16	11	3	5	74	75.3
at Tennessee	02/08/17	66-75	L	23-56	.411	4-13	.308	25-36	.694	11	26	37	36.4	18	17	12	9	5	75	75.2
AUBURN	02/11/17	90-84	W	33-69	.478	13-30	.433	5-8	.625	10	28	38	36.4	22	16	20	8	9	84	75.6
LSU	2/14/17	96-76	W	25-58	.431	8-20	.400	18-21	.857	10	23	33	36.3	22	11	19	1	5	76	75.6
Opponents		1966		666-1575	.423	232-623	.372	402-587	.685	297	647	944	36.3	548	395	368	82	168	1966	75.6
Ole Miss		2030		661-1543	.428	200-576	.347	508-671	.757	316	695	1011	38.9	519	349	374	119	182	2030	78.1

Games played: 26
Points/game: 75.6
FG Pct: 42.3
3FG Pct: 37.2
FT Pct: 68.5

Rebounds/game: 36.3
Assists/game: 15.2
Turnovers/game: 14.2
Assist/turnover ratio: 1.1
Steals/game: 6.5
Blocks/game: 3.2



2016-17 Ole Miss Basketball
Ole Miss Individual Game-by-Game (as of Feb 14, 2017)
All games



#00 Fitzpatrick-Dorsey,D

Opponent	Date	gs	min	Total		3-Pointers		Free throws		Rebounds				pf	a	t/o	blk	stl	pts	avg
				fg-fga	pct	3fg-fga	pct	ft-fa	pct	off	def	tot	avg							
UT MARTIN	11/11/16		4	0-0	.000	0-0	.000	2-2	1.000	2	0	2	2.0	2	0	2	0	0	2	2.0
UMASS	11/14/16		14	1-1	1.000	0-0	.000	4-4	1.000	1	1	2	2.0	1	1	1	0	1	6	4.0
vs Oral Roberts	11/18/16		15	1-1	1.000	0-0	.000	0-0	.000	0	3	3	2.3	0	2	1	0	1	2	3.3
vs Saint Joseph's	11/20/16		7	1-2	.500	0-1	.000	0-0	.000	1	3	4	2.8	1	0	2	0	0	2	3.0
vs Creighton	11/21/16		2	0-1	.000	0-1	.000	0-0	.000	0	1	1	2.4	0	0	1	0	0	0	2.4
MONTANA	11/24/16		9	1-1	1.000	0-0	.000	0-0	.000	1	1	2	2.3	2	2	0	1	1	2	2.3
MIDDLE TENNESSEE	11/30/16		10	0-2	.000	0-0	.000	0-0	.000	0	0	0	2.0	0	1	0	0	0	0	2.0
MEMPHIS	12/03/16		4	0-0	.000	0-0	.000	0-0	.000	1	0	1	1.9	0	0	0	0	0	0	1.8
at Virginia Tech	12/11/16		3	0-0	.000	0-0	.000	0-0	.000	0	0	0	1.7	0	0	0	0	0	0	1.6
BRADLEY	12/19/16	*	17	1-3	.333	0-1	.000	1-2	.500	0	1	1	1.6	2	1	0	0	1	3	1.7
SOUTH ALABAMA	12/22/16	*	13	0-2	.000	0-1	.000	0-0	.000	1	1	2	1.6	2	0	2	0	1	0	1.5
KENTUCKY	12/29/16		5	0-1	.000	0-0	.000	0-0	.000	0	0	0	1.5	0	0	0	0	0	0	1.4
at Florida	1/3/17		3	0-0	.000	0-0	.000	0-0	.000	1	0	1	1.5	3	0	0	0	0	0	1.3
GEORGIA	1/11/17		9	0-0	.000	0-0	.000	2-2	1.000	0	2	2	1.5	1	0	1	0	0	2	1.4
at South Carolina	1/14/17		10	1-3	.333	0-0	.000	2-2	1.000	0	0	0	1.4	0	0	1	0	0	4	1.5
TENNESSEE	01/17/17		3	0-0	.000	0-0	.000	0-0	.000	0	0	0	1.3	1	0	0	0	0	0	1.4
TEXAS A&M	1/25/17		8	1-2	.500	0-0	.000	0-0	.000	1	0	1	1.3	1	2	0	0	0	2	1.5
MISSISSIPPI STATE	1/31/17		2	1-2	.500	0-0	.000	0-0	.000	0	0	0	1.2	0	0	1	0	0	2	1.5
AUBURN	02/11/17		5	2-5	.400	0-1	.000	0-0	.000	1	1	2	1.3	0	0	1	0	0	4	1.6
LSU	2/14/17		0	0-0	.000	0-0	.000	0-0	.000	0	0	0	1.2	0	0	0	0	0	0	1.6
Totals		2	143	10-26	.385	0-5	.000	11-12	.917	10	14	24	1.2	16	9	13	1	5	31	1.6

Games played: 20
Minutes/game: 7.2
Points/game: 1.6
FG Pct: 38.5
3FG Pct: 0.0
FT Pct: 91.7

Rebounds/game: 1.2
Assists/game: 0.5
Turnovers/game: 0.7
Assist/turnover ratio: 0.7
Steals/game: 0.3
Blocks/game: 0.1



2016-17 Ole Miss Basketball
Ole Miss Individual Game-by-Game (as of Feb 14, 2017)
All games



#01 Burnett, Deandre

Opponent	Date	gs	min	Total		3-Pointers		Free throws		Rebounds				pf	a	t/o	blk	stl	pts	avg	
				fg-fga	pct	3fg-fga	pct	ft-fa	pct	off	def	tot	avg								
UT MARTIN	11/11/16	*	32	5-11	.455	3-6	.500	10-10	1.000	0	2	2	2.0	3	1	4	2	1	23	23.0	
UMASS	11/14/16	*	24	3-15	.200	0-1	.000	6-6	1.000	0	2	2	2.0	3	1	4	0	1	12	17.5	
vs Oral Roberts	11/18/16	*	41	12-19	.632	9-12	.750	8-8	1.000	1	3	4	2.7	1	4	2	0	0	41	25.3	
vs Saint Joseph's	11/20/16	*	36	5-19	.263	3-8	.375	7-8	.875	0	4	4	3.0	0	4	2	0	1	20	24.0	
vs Creighton	11/21/16	*	33	7-17	.412	3-8	.375	5-6	.833	1	0	1	2.6	1	3	7	0	1	22	23.6	
MONTANA	11/24/16	*	29	5-14	.357	2-7	.286	9-11	.818	1	2	3	2.7	1	1	3	0	0	21	23.2	
MIDDLE TENNESSEE	11/30/16	*	33	2-10	.200	1-5	.200	10-10	1.000	0	2	2	2.6	1	2	5	0	0	15	22.0	
MEMPHIS	12/03/16	*	32	5-15	.333	1-4	.250	8-8	1.000	2	2	4	2.8	3	5	1	0	2	19	21.6	
at Virginia Tech	12/11/16	*	25	2-9	.222	0-5	.000	3-4	.750	0	1	1	2.6	2	2	4	0	0	7	20.0	
MURRAY STATE	12/15/16	*	31	4-10	.400	2-5	.400	14-16	.875	0	3	3	2.6	2	3	5	0	2	24	20.4	
BRADLEY	12/19/16		21	1-7	.143	1-5	.200	2-2	1.000	2	0	2	2.5	0	5	1	0	1	5	19.0	
SOUTH ALABAMA	12/22/16		22	4-11	.364	4-9	.444	9-10	.900	0	0	0	2.3	2	2	2	0	1	21	19.2	
KENTUCKY	12/29/16	*	31	7-15	.467	0-3	.000	5-6	.833	0	2	2	2.3	2	6	3	0	0	19	19.2	
at Florida	1/3/17	*	32	6-12	.500	2-5	.400	4-4	1.000	0	1	1	2.2	2	3	5	0	1	18	19.1	
at Auburn	01/07/17	*	38	3-10	.300	2-6	.333	10-12	.833	1	1	2	2.2	4	8	6	0	3	18	19.0	
GEORGIA	1/11/17	*	13	1-6	.167	0-2	.000	1-1	1.000	1	1	2	2.2	0	0	1	0	0	3	18.0	
at Mizzou	1-21-17		36	4-11	.364	3-6	.500	3-5	.600	1	1	2	2.2	1	3	3	0	1	14	17.8	
TEXAS A&M	1/25/17	*	36	5-14	.357	2-8	.250	4-7	.571	0	2	2	2.2	3	7	3	0	1	16	17.7	
BAYLOR	1/28/17		29	1-10	.100	1-2	.500	1-1	1.000	1	0	1	2.1	3	1	1	1	2	4	16.9	
MISSISSIPPI STATE	1/31/17	*	30	4-11	.364	1-2	.500	7-7	1.000	1	0	1	2.1	0	5	3	1	4	16	16.9	
at Vanderbilt	02/04/17	*	29	4-11	.364	1-6	.167	8-9	.889	0	3	3	2.1	4	3	1	0	0	17	16.9	
at Tennessee	02/08/17	*	31	2-13	.154	1-7	.143	3-3	1.000	0	1	1	2.0	4	2	5	0	2	8	16.5	
AUBURN	02/11/17	*	34	3-11	.273	2-5	.400	10-10	1.000	0	5	5	2.2	1	2	2	0	2	18	16.6	
LSU	2/14/17	*	24	5-9	.556	3-6	.500	2-2	1.000	0	2	2	2.2	2	5	2	0	1	15	16.5	
Totals			20	722	100-290	.345	47-133	.353	149-166	.898	12	40	52	2.2	45	78	75	4	27	396	16.5

Games played: 24
Minutes/game: 30.1
Points/game: 16.5
FG Pct: 34.5
3FG Pct: 35.3
FT Pct: 89.8

Rebounds/game: 2.2
Assists/game: 3.3
Turnovers/game: 3.1
Assist/turnover ratio: 1.0
Steals/game: 1.1
Blocks/game: 0.2



2016-17 Ole Miss Basketball
Ole Miss Individual Game-by-Game (as of Feb 14, 2017)
All games



#02 Neal,Cullen

Opponent	Date	gs	min	Total		3-Pointers		Free throws		Rebounds				pf	a	t/o	blk	stl	pts	avg			
				fg-fga	pct	3fg-fga	pct	ft-fga	pct	off	def	tot	avg										
UT MARTIN	11/11/16	*	29	2-8	.250	1-5	.200	5-6	.833	0	2	2	2.0	3	4	2	0	0	10	10.0			
UMASS	11/14/16	*	34	7-15	.467	4-7	.571	3-6	.500	1	0	1	1.5	4	2	2	0	2	21	15.5			
vs Oral Roberts	11/18/16	*	31	2-6	.333	2-3	.667	2-2	1.000	0	4	4	2.3	1	3	3	0	0	8	13.0			
vs Saint Joseph's	11/20/16	*	34	3-8	.375	3-7	.429	2-2	1.000	0	2	2	2.3	0	4	0	0	1	11	12.5			
vs Creighton	11/21/16	*	28	4-10	.400	2-6	.333	0-0	.000	0	0	0	1.8	4	0	2	0	0	10	12.0			
MONTANA	11/24/16	*	32	6-12	.500	5-8	.625	2-2	1.000	0	2	2	1.8	3	4	3	0	1	19	13.2			
MIDDLE TENNESSEE	11/30/16	*	25	4-9	.444	2-5	.400	3-4	.750	0	3	3	2.0	3	1	3	0	1	13	13.1			
MEMPHIS	12/03/16		24	4-7	.571	2-4	.500	2-2	1.000	0	0	0	1.8	1	3	0	0	1	12	13.0			
at Virginia Tech	12/11/16		23	5-10	.500	2-6	.333	0-0	.000	2	2	4	2.0	3	3	3	0	1	12	12.9			
MURRAY STATE	12/15/16		28	3-10	.300	2-5	.400	0-0	.000	0	1	1	1.9	4	6	0	0	0	8	12.4			
BRADLEY	12/19/16	*	27	3-8	.375	2-6	.333	4-5	.800	0	2	2	1.9	0	5	1	0	1	12	12.4			
SOUTH ALABAMA	12/22/16	*	26	3-5	.600	1-3	.333	4-4	1.000	0	3	3	2.0	1	9	0	0	0	11	12.3			
KENTUCKY	12/29/16	*	17	0-1	.000	0-1	.000	0-0	.000	0	3	3	2.1	3	1	4	0	0	0	11.3			
at Florida	1/3/17	*	23	2-7	.286	0-4	.000	0-0	.000	0	2	2	2.1	0	2	4	0	1	4	10.8			
at Auburn	01/07/17		22	4-7	.571	3-6	.500	2-2	1.000	0	1	1	2.0	1	1	2	0	1	13	10.9			
GEORGIA	1/11/17		20	0-6	.000	0-5	.000	0-0	.000	1	3	4	2.1	2	0	2	0	0	0	10.3			
at South Carolina	1/14/17		28	3-4	.750	3-3	1.000	3-3	1.000	0	0	0	2.0	1	1	4	0	0	12	10.4			
TENNESSEE	01/17/17		26	2-6	.333	1-4	.250	4-6	.667	0	1	1	1.9	3	2	1	0	1	9	10.3			
at Mizzou	1-21-17		18	2-5	.400	2-4	.500	2-2	1.000	0	1	1	1.9	2	0	1	0	0	8	10.2			
TEXAS A&M	1/25/17		21	2-3	.667	2-3	.667	0-0	.000	0	0	0	1.8	1	2	0	0	0	6	10.0			
BAYLOR	1/28/17	*	25	2-5	.400	2-4	.500	7-7	1.000	0	0	0	1.7	2	3	3	0	1	13	10.1			
MISSISSIPPI STATE	1/31/17		12	0-2	.000	0-2	.000	1-2	.500	0	2	2	1.7	0	1	0	0	0	1	9.7			
at Vanderbilt	02/04/17		20	2-4	.500	2-4	.500	1-2	.500	1	1	2	1.7	0	1	0	0	0	7	9.6			
at Tennessee	02/08/17		18	1-6	.167	1-2	.500	0-0	.000	0	0	0	1.7	5	1	0	1	1	3	9.3			
AUBURN	02/11/17		30	5-12	.417	3-7	.429	7-7	1.000	1	2	3	1.7	0	5	3	0	0	20	9.7			
LSU	2/14/17		20	3-7	.429	1-4	.250	3-3	1.000	0	2	2	1.7	1	5	1	0	0	10	9.7			
Totals			12	641		74-183	.404	48-118	.407	57-67		.851	6	39	45	1.7	48	69	44	1	13	253	9.7

Games played: 26
 Minutes/game: 24.7
 Points/game: 9.7
 FG Pct: 40.4
 3FG Pct: 40.7
 FT Pct: 85.1

Rebounds/game: 1.7
 Assists/game: 2.7
 Turnovers/game: 1.7
 Assist/turnover ratio: 1.6
 Steals/game: 0.5
 Blocks/game: 0.0



2016-17 Ole Miss Basketball
Ole Miss Individual Game-by-Game (as of Feb 14, 2017)
All games



#03 Davis, Terence

Opponent	Date	gs	min	Total		3-Pointers		Free throws		Rebounds				pf	a	t/o	blk	stl	pts	avg	
				fg-fga	pct	3fg-fga	pct	ft-fga	pct	off	def	tot	avg								
UT MARTIN	11/11/16		25	9-13	.692	0-2	.000	1-1	1.000	2	4	6	6.0	4	2	3	1	1	19	19.0	
UMASS	11/14/16		12	4-8	.500	1-3	.333	4-6	.667	0	2	2	4.0	5	0	1	0	0	13	16.0	
vs Oral Roberts	11/18/16		22	5-15	.333	0-4	.000	3-7	.429	2	3	5	4.3	1	4	2	1	3	13	15.0	
vs Saint Joseph's	11/20/16		19	1-6	.167	1-3	.333	0-0	.000	0	1	1	3.5	4	2	1	2	2	3	12.0	
vs Creighton	11/21/16		18	2-7	.286	0-1	.000	3-3	1.000	2	2	4	3.6	1	1	1	2	2	7	11.0	
MONTANA	11/24/16		24	6-9	.667	3-4	.750	3-4	.750	2	3	5	3.8	3	1	2	0	1	18	12.2	
MIDDLE TENNESSEE	11/30/16		25	3-7	.429	0-4	.000	2-3	.667	0	6	6	4.1	3	1	3	1	2	8	11.6	
MEMPHIS	12/03/16	*	21	1-4	.250	0-1	.000	7-7	1.000	0	3	3	4.0	2	0	4	0	0	9	11.3	
at Virginia Tech	12/11/16	*	27	6-13	.462	3-6	.500	3-3	1.000	3	9	12	4.9	3	0	3	1	0	18	12.0	
MURRAY STATE	12/15/16	*	32	6-14	.429	2-6	.333	2-5	.400	2	8	10	5.4	4	0	1	1	2	16	12.4	
BRADLEY	12/19/16	*	21	8-13	.615	3-6	.500	0-0	.000	1	5	6	5.5	4	1	3	1	1	19	13.0	
SOUTH ALABAMA	12/22/16	*	18	4-8	.500	1-3	.333	1-2	.500	2	4	6	5.5	2	2	3	1	1	10	12.8	
KENTUCKY	12/29/16	*	20	3-13	.231	1-4	.250	0-0	.000	3	2	5	5.5	4	1	0	1	0	7	12.3	
at Florida	1/3/17		22	2-5	.400	0-2	.000	1-2	.500	0	2	2	5.2	2	0	1	0	1	5	11.8	
at Auburn	01/07/17	*	19	6-10	.600	3-6	.500	1-2	.500	0	2	2	5.0	4	2	3	0	3	16	12.1	
GEORGIA	1/11/17	*	24	4-9	.444	0-2	.000	4-5	.800	0	5	5	5.0	4	1	3	0	2	12	12.1	
at South Carolina	1/14/17	*	28	3-12	.250	0-2	.000	0-0	.000	1	5	6	5.1	4	0	6	1	2	6	11.7	
TENNESSEE	01/17/17	*	34	8-15	.533	0-4	.000	4-7	.571	0	11	11	5.4	3	4	4	0	1	20	12.2	
at Mizzou	1-21-17	*	39	7-16	.438	2-7	.286	2-4	.500	2	9	11	5.7	3	4	1	0	1	18	12.5	
TEXAS A&M	1/25/17	*	27	7-11	.636	5-8	.625	0-0	.000	0	2	2	5.5	4	1	2	0	1	19	12.8	
BAYLOR	1/28/17	*	17	3-6	.500	1-3	.333	2-2	1.000	1	2	3	5.4	5	2	0	2	1	9	12.6	
MISSISSIPPI STATE	1/31/17	*	28	7-13	.538	1-6	.167	3-3	1.000	1	4	5	5.4	3	4	0	1	1	18	12.9	
at Vanderbilt	02/04/17	*	25	4-11	.364	1-3	.333	8-9	.889	2	5	7	5.4	4	1	1	0	1	17	13.0	
at Tennessee	02/08/17	*	20	5-14	.357	2-5	.400	2-2	1.000	5	2	7	5.5	5	1	2	0	2	14	13.1	
AUBURN	02/11/17		24	11-13	.846	0-2	.000	4-5	.800	2	4	6	5.5	3	2	1	0	1	26	13.6	
LSU	2/14/17	*	27	13-21	.619	3-7	.429	4-4	1.000	1	5	6	5.5	3	4	2	0	3	33	14.3	
Totals			17	618	138-286	.483	33-104	.317	64-86	.744	34	110	144	5.5	87	41	53	16	35	373	14.3

Games played: 26
 Minutes/game: 23.8
 Points/game: 14.3
 FG Pct: 48.3
 3FG Pct: 31.7
 FT Pct: 74.4

Rebounds/game: 5.5
 Assists/game: 1.6
 Turnovers/game: 2.0
 Assist/turnover ratio: 0.8
 Steals/game: 1.3
 Blocks/game: 0.6



2016-17 Ole Miss Basketball
Ole Miss Individual Game-by-Game (as of Feb 14, 2017)
All games



#04 Tyree, Breein

Opponent	Date	gs	min	Total		3-Pointers		Free throws		Rebounds				pf	a	t/o	blk	stl	pts	avg
				fg-fga	pct	3fg-fga	pct	ft-fa	pct	off	def	tot	avg							
UMASS	11/14/16		5	0-0	.000	0-0	.000	0-0	.000	0	2	2	2.0	1	0	0	0	0	0	0.0
vs Saint Joseph's	11/20/16		3	0-1	.000	0-1	.000	0-0	.000	0	0	0	1.0	1	1	0	0	0	0	0.0
vs Creighton	11/21/16		4	0-2	.000	0-1	.000	0-0	.000	0	0	0	0.7	1	1	0	0	0	0	0.0
MONTANA	11/24/16		8	0-1	.000	0-1	.000	0-0	.000	0	0	0	0.5	1	3	1	0	0	0	0.0
MIDDLE TENNESSEE	11/30/16		16	4-6	.667	2-3	.667	1-2	.500	0	2	2	0.8	2	0	2	0	1	11	2.2
MEMPHIS	12/03/16	*	16	2-4	.500	2-2	1.000	0-0	.000	0	0	0	0.7	3	2	2	0	0	6	2.8
at Virginia Tech	12/11/16	*	17	0-4	.000	0-2	.000	0-0	.000	0	0	0	0.6	2	3	0	0	0	0	2.4
MURRAY STATE	12/15/16	*	12	1-2	.500	0-0	.000	0-0	.000	0	0	0	0.5	2	0	0	0	1	2	2.4
BRADLEY	12/19/16		13	0-2	.000	0-2	.000	2-2	1.000	0	1	1	0.6	2	3	5	0	0	2	2.3
SOUTH ALABAMA	12/22/16		14	0-0	.000	0-0	.000	0-0	.000	0	2	2	0.7	1	4	1	0	1	0	2.1
KENTUCKY	12/29/16		20	2-3	.667	0-1	.000	0-0	.000	0	4	4	1.0	3	3	1	0	0	4	2.3
at Florida	1/3/17		11	2-3	.667	1-2	.500	2-4	.500	0	0	0	0.9	0	0	2	0	1	7	2.7
at Auburn	01/07/17		5	1-4	.250	0-1	.000	0-0	.000	0	0	0	0.8	0	0	0	0	0	2	2.6
GEORGIA	1/11/17		16	3-8	.375	1-5	.200	2-6	.333	1	2	3	1.0	2	1	2	0	0	9	3.1
at South Carolina	1/14/17	*	23	2-9	.222	0-2	.000	3-4	.750	2	0	2	1.1	2	3	1	0	1	7	3.3
TENNESSEE	01/17/17	*	30	4-11	.364	0-1	.000	7-8	.875	0	1	1	1.1	3	6	3	0	1	15	4.1
at Mizzou	1-21-17	*	23	2-6	.333	2-2	1.000	0-0	.000	1	1	2	1.1	1	1	1	0	0	6	4.2
TEXAS A&M	1/25/17	*	18	1-4	.250	1-3	.333	0-0	.000	0	2	2	1.2	2	3	1	0	0	3	4.1
BAYLOR	1/28/17	*	29	6-9	.667	2-3	.667	6-6	1.000	1	3	4	1.3	1	2	1	0	1	20	4.9
MISSISSIPPI STATE	1/31/17	*	24	3-9	.333	0-3	.000	1-3	.333	1	2	3	1.4	1	4	1	0	1	7	5.1
at Vanderbilt	02/04/17	*	25	4-9	.444	1-3	.333	2-2	1.000	0	2	2	1.4	0	1	1	0	2	11	5.3
at Tennessee	02/08/17	*	23	4-11	.364	1-2	.500	3-4	.750	1	3	4	1.5	2	2	4	0	0	12	5.6
AUBURN	02/11/17	*	14	0-5	.000	0-2	.000	2-4	.500	0	2	2	1.6	2	2	2	0	1	2	5.5
LSU	2/14/17	*	20	2-6	.333	1-3	.333	0-0	.000	0	3	3	1.6	1	3	0	0	0	5	5.5
Totals		13	389	43-119	.361	14-45	.311	31-45	.689	7	32	39	1.6	36	48	31	0	11	131	5.5

Games played: 24
Minutes/game: 16.2
Points/game: 5.5
FG Pct: 36.1
3FG Pct: 31.1
FT Pct: 68.9

Rebounds/game: 1.6
Assists/game: 2.0
Turnovers/game: 1.3
Assist/turnover ratio: 1.5
Steals/game: 0.5



2016-17 Ole Miss Basketball
Ole Miss Individual Game-by-Game (as of Feb 14, 2017)
All games



#05 Hymon, Marcanvis

Opponent	Date	gs	min	Total		3-Pointers		Free throws		Rebounds				pf	a	t/o	blk	stl	pts	avg
				fg-fga	pct	3fg-fga	pct	ft-fga	pct	off	def	tot	avg							
UT MARTIN	11/11/16		29	3-4	.750	0-0	.000	0-5	.000	3	5	8	8.0	4	1	4	4	0	6	6.0
UMASS	11/14/16		9	1-1	1.000	0-0	.000	0-0	.000	1	1	2	5.0	4	0	2	0	0	2	4.0
vs Oral Roberts	11/18/16		33	3-5	.600	0-0	.000	2-4	.500	6	5	11	7.0	3	1	3	2	4	8	5.3
vs Saint Joseph's	11/20/16	*	20	1-1	1.000	0-0	.000	0-1	.000	0	2	2	5.8	3	0	0	1	1	2	4.5
vs Creighton	11/21/16	*	12	2-3	.667	0-0	.000	1-3	.333	0	0	0	4.6	2	0	1	0	1	5	4.6
MONTANA	11/24/16		22	2-4	.500	0-0	.000	1-3	.333	1	3	4	4.5	1	0	2	0	1	5	4.7
MIDDLE TENNESSEE	11/30/16		19	1-1	1.000	0-0	.000	1-2	.500	2	4	6	4.7	1	2	0	2	0	3	4.4
MEMPHIS	12/03/16	*	22	2-2	1.000	0-0	.000	2-2	1.000	1	3	4	4.6	5	2	1	4	0	6	4.6
at Virginia Tech	12/11/16	*	22	1-3	.333	0-0	.000	0-0	.000	2	3	5	4.7	4	1	1	1	0	2	4.3
MURRAY STATE	12/15/16	*	17	0-2	.000	0-0	.000	2-6	.333	1	1	2	4.4	3	0	0	1	0	2	4.1
BRADLEY	12/19/16	*	24	1-3	.333	0-0	.000	0-0	.000	2	3	5	4.5	1	1	1	3	2	2	3.9
SOUTH ALABAMA	12/22/16	*	23	1-2	.500	0-0	.000	4-4	1.000	1	1	2	4.3	0	0	0	2	0	6	4.1
KENTUCKY	12/29/16	*	12	0-1	.000	0-0	.000	0-0	.000	1	3	4	4.2	4	0	1	2	0	0	3.8
at Florida	1/3/17	*	19	2-2	1.000	0-0	.000	0-0	.000	1	4	5	4.3	5	1	4	1	1	4	3.8
at Auburn	01/07/17	*	17	2-3	.667	0-0	.000	0-0	.000	0	3	3	4.2	4	0	1	0	0	4	3.8
GEORGIA	1/11/17	*	23	0-2	.000	0-0	.000	2-5	.400	1	4	5	4.3	3	0	1	0	1	2	3.7
at South Carolina	1/14/17	*	17	0-4	.000	0-0	.000	0-0	.000	2	0	2	4.1	4	0	2	0	1	0	3.5
TENNESSEE	01/17/17		26	2-2	1.000	0-0	.000	0-6	.000	3	5	8	4.3	4	1	0	3	0	4	3.5
at Mizzou	1-21-17	*	23	1-2	.500	0-0	.000	1-2	.500	0	6	6	4.4	3	0	1	0	1	3	3.5
TEXAS A&M	1/25/17		19	2-3	.667	0-0	.000	0-0	.000	1	2	3	4.4	2	0	2	0	1	4	3.5
BAYLOR	1/28/17	*	31	0-2	.000	0-0	.000	0-0	.000	0	2	2	4.2	4	1	1	2	2	0	3.3
MISSISSIPPI STATE	1/31/17	*	24	2-5	.400	0-0	.000	2-2	1.000	3	2	5	4.3	2	0	0	1	1	6	3.5
at Vanderbilt	02/04/17	*	12	2-5	.400	0-0	.000	0-0	.000	1	2	3	4.2	3	0	0	0	0	4	3.5
at Tennessee	02/08/17	*	33	4-5	.800	0-0	.000	0-0	.000	4	8	12	4.5	4	2	2	0	0	8	3.7
AUBURN	02/11/17	*	22	3-3	1.000	0-0	.000	0-0	.000	0	6	6	4.6	3	1	0	0	1	6	3.8
LSU	2/14/17	*	24	2-3	.667	0-0	.000	1-2	.500	1	1	2	4.5	1	0	1	1	0	5	3.8
Totals		19	554	40-73	.548	0-0	.000	19-47	.404	38	79	117	4.5	77	14	31	30	18	99	3.8

Games played: 26
Minutes/game: 21.3
Points/game: 3.8
FG Pct: 54.8
FT Pct: 40.4

Rebounds/game: 4.5
Assists/game: 0.5
Turnovers/game: 1.2
Assist/turnover ratio: 0.5
Steals/game: 0.7
Blocks/game: 1.2



2016-17 Ole Miss Basketball
Ole Miss Individual Game-by-Game (as of Feb 14, 2017)
All games



#11 Saiz, Sebastian

Opponent	Date	gs	min	Total		3-Pointers		Free throws		Rebounds				pf	a	t/o	blk	stl	pts	avg	
				fg-fga	pct	3fg-fga	pct	ft-fga	pct	off	def	tot	avg								
UT MARTIN	11/11/16	*	17	2-3	.667	1-1	1.000	0-0	.000	1	2	3	3.0	5	0	2	0	1	5	5.0	
UMASS	11/14/16	*	37	4-9	.444	0-1	.000	14-18	.778	8	11	19	11.0	3	1	2	2	1	22	13.5	
vs Oral Roberts	11/18/16	*	39	5-9	.556	0-1	.000	1-2	.500	2	4	6	9.3	4	0	2	0	0	11	12.7	
vs Saint Joseph's	11/20/16	*	33	9-13	.692	2-2	1.000	6-8	.750	3	9	12	10.0	4	0	4	0	1	26	16.0	
vs Creighton	11/21/16	*	35	1-4	.250	0-0	.000	2-2	1.000	4	10	14	10.8	3	3	1	2	1	4	13.6	
MONTANA	11/24/16	*	33	6-10	.600	1-3	.333	4-7	.571	2	11	13	11.2	2	0	1	1	1	17	14.2	
MIDDLE TENNESSEE	11/30/16	*	34	3-5	.600	1-2	.500	1-4	.250	2	7	9	10.9	2	1	1	1	0	8	13.3	
MEMPHIS	12/03/16	*	38	7-15	.467	0-2	.000	6-8	.750	5	11	16	11.5	4	0	1	3	2	20	14.1	
at Virginia Tech	12/11/16	*	38	9-13	.692	0-0	.000	3-4	.750	3	6	9	11.2	3	0	1	2	0	21	14.9	
MURRAY STATE	12/15/16	*	34	4-12	.333	0-2	.000	7-9	.778	4	11	15	11.6	3	2	1	0	1	15	14.9	
BRADLEY	12/19/16	*	26	4-8	.500	0-1	.000	2-2	1.000	1	12	13	11.7	1	0	1	6	4	10	14.5	
SOUTH ALABAMA	12/22/16	*	26	8-14	.571	1-3	.333	6-8	.750	3	13	16	12.1	4	2	4	1	1	23	15.2	
KENTUCKY	12/29/16	*	36	7-17	.412	3-7	.429	6-6	1.000	3	10	13	12.2	4	2	6	0	0	23	15.8	
at Florida	1/3/17	*	39	7-12	.583	1-3	.333	0-0	.000	2	11	13	12.2	2	1	1	2	1	15	15.7	
at Auburn	01/07/17	*	38	3-6	.500	1-2	.500	7-7	1.000	4	6	10	12.1	5	1	3	0	0	14	15.6	
GEORGIA	1/11/17	*	34	3-9	.333	0-1	.000	5-8	.625	1	2	3	11.5	4	0	2	1	1	11	15.3	
at South Carolina	1/14/17	*	34	3-10	.300	0-3	.000	5-9	.556	4	11	15	11.7	4	0	2	2	2	11	15.1	
TENNESSEE	01/17/17	*	33	6-11	.545	0-3	.000	5-8	.625	1	9	10	11.6	5	0	4	1	0	17	15.2	
at Mizzou	1-21-17	*	36	6-12	.500	1-3	.333	6-7	.857	2	8	10	11.5	4	2	4	0	1	19	15.4	
TEXAS A&M	1/25/17	*	39	7-13	.538	0-1	.000	5-8	.625	2	5	7	11.3	2	1	2	1	1	19	15.6	
BAYLOR	1/28/17	*	32	7-17	.412	1-3	.333	5-5	1.000	4	6	10	11.2	4	2	1	0	1	20	15.8	
MISSISSIPPI STATE	1/31/17	*	29	7-15	.467	1-4	.250	2-2	1.000	4	7	11	11.2	3	0	2	1	2	17	15.8	
at Vanderbilt	02/04/17	*	35	3-7	.429	1-1	1.000	3-7	.429	3	13	16	11.4	1	1	3	0	0	10	15.6	
at Tennessee	02/08/17	*	31	4-11	.364	0-2	.000	5-7	.714	7	8	15	11.6	4	1	3	1	0	13	15.5	
AUBURN	02/11/17	*	36	4-11	.364	0-1	.000	2-3	.667	6	2	8	11.4	4	3	1	1	3	10	15.2	
LSU	2/14/17	*	29	4-9	.444	1-2	.500	6-7	.857	1	5	6	11.2	4	4	4	1	2	15	15.2	
Totals			26	871	133-275	.484	16-54	.296	114-156	.731	82	210	292	11.2	88	27	59	29	27	396	15.2

Games played: 26
 Minutes/game: 33.5
 Points/game: 15.2
 FG Pct: 48.4
 3FG Pct: 29.6
 FT Pct: 73.1

Rebounds/game: 11.2
 Assists/game: 1.0
 Turnovers/game: 2.3
 Assist/turnover ratio: 0.5
 Steals/game: 1.0
 Blocks/game: 1.1



2016-17 Ole Miss Basketball
Ole Miss Individual Game-by-Game (as of Feb 14, 2017)
All games



#12 Silins, Karlis

Opponent	Date	gs	min	Total		3-Pointers		Free throws		Rebounds				pf	a	t/o	blk	stl	pts	avg
				fg-fga	pct	3fg-fga	pct	ft-fa	pct	off	def	tot	avg							
UT MARTIN	11/11/16		3	0-0	.000	0-0	.000	2-2	1.000	0	0	0	0.0	1	0	0	0	0	2	2.0
UMASS	11/14/16		8	0-0	.000	0-0	.000	0-2	.000	1	0	1	0.5	1	0	0	0	0	0	1.0
vs Oral Roberts	11/18/16		6	0-0	.000	0-0	.000	0-0	.000	1	1	2	1.0	1	0	0	0	0	0	0.7
vs Saint Joseph's	11/20/16		2	0-0	.000	0-0	.000	0-0	.000	0	0	0	0.8	0	0	0	0	0	0	0.5
vs Creighton	11/21/16		5	0-1	.000	0-0	.000	0-0	.000	1	1	2	1.0	1	0	0	0	1	0	0.4
MONTANA	11/24/16		7	1-2	.500	0-0	.000	0-0	.000	0	0	0	0.8	3	0	1	1	0	2	0.7
MIDDLE TENNESSEE	11/30/16		4	0-0	.000	0-0	.000	0-0	.000	0	0	0	0.7	0	0	0	0	0	0	0.6
MEMPHIS	12/03/16		4	0-0	.000	0-0	.000	0-0	.000	0	0	0	0.6	1	0	1	0	0	0	0.5
Totals		0	39	1-3	.333	0-0	.000	2-4	.500	3	2	5	0.6	8	0	2	1	1	4	0.5

Games played: 8
Minutes/game: 4.9
Points/game: 0.5
FG Pct: 33.3
FT Pct: 50.0

Rebounds/game: 0.6
Turnovers/game: 0.3
Steals/game: 0.1
Blocks/game: 0.1

#14 Brooks, Rasheed

Opponent	Date	gs	min	Total		3-Pointers		Free throws		Rebounds				pf	a	t/o	blk	stl	pts	avg
				fg-fga	pct	3fg-fga	pct	ft-fa	pct	off	def	tot	avg							
UT MARTIN	11/11/16	*	30	4-9	.444	2-4	.500	2-2	1.000	0	2	2	2.0	0	3	6	1	2	12	12.0
UMASS	11/14/16	*	30	5-10	.500	0-3	.000	1-2	.500	2	5	7	4.5	3	1	4	0	0	11	11.5
vs Oral Roberts	11/18/16	*	26	4-13	.308	1-6	.167	2-2	1.000	0	1	1	3.3	1	4	2	0	2	11	11.3
vs Saint Joseph's	11/20/16	*	21	4-9	.444	3-5	.600	0-0	.000	2	3	5	3.8	4	3	3	0	0	11	11.3
vs Creighton	11/21/16	*	35	9-14	.643	4-9	.444	0-0	.000	0	2	2	3.4	2	1	0	0	2	22	13.4
MONTANA	11/24/16	*	19	0-6	.000	0-2	.000	0-0	.000	0	0	0	2.8	0	4	0	1	0	0	11.2
MIDDLE TENNESSEE	11/30/16	*	11	1-2	.500	1-1	1.000	0-0	.000	1	0	1	2.6	0	1	2	0	0	3	10.0
MEMPHIS	12/03/16		23	3-8	.375	2-4	.500	0-0	.000	2	2	4	2.8	1	3	1	0	1	8	9.8
at Virginia Tech	12/11/16		25	3-10	.300	3-7	.429	0-0	.000	0	4	4	2.9	2	2	1	0	0	9	9.7
MURRAY STATE	12/15/16		18	1-5	.200	0-3	.000	0-0	.000	0	4	4	3.0	1	1	1	0	0	2	8.9
BRADLEY	12/19/16		21	3-7	.429	3-7	.429	0-0	.000	0	5	5	3.2	1	1	3	1	2	9	8.9
SOUTH ALABAMA	12/22/16		24	2-6	.333	0-2	.000	2-2	1.000	1	6	7	3.5	0	3	0	1	3	6	8.7
KENTUCKY	12/29/16		27	4-16	.250	2-6	.333	5-5	1.000	2	1	3	3.5	0	0	0	0	3	15	9.2
at Florida	1/3/17		23	1-2	.500	1-2	.500	0-0	.000	0	0	0	3.2	1	0	3	0	1	3	8.7
at Auburn	01/07/17		25	4-6	.667	2-3	.667	0-0	.000	0	1	1	3.1	4	1	0	0	0	10	8.8
GEORGIA	1/11/17		23	1-6	.167	0-3	.000	0-0	.000	1	1	2	3.0	0	1	1	0	0	2	8.4
at South Carolina	1/14/17		30	3-8	.375	2-6	.333	0-0	.000	0	0	0	2.8	4	2	2	0	1	8	8.4
TENNESSEE	01/17/17	*	15	0-3	.000	0-2	.000	0-0	.000	2	1	3	2.8	2	1	2	0	0	0	7.9
BAYLOR	1/28/17		14	1-3	.333	0-2	.000	0-0	.000	0	0	0	2.7	0	3	1	0	0	2	7.6
MISSISSIPPI STATE	1/31/17		23	4-7	.571	3-5	.600	4-4	1.000	0	2	2	2.7	1	0	0	0	0	15	8.0
at Vanderbilt	02/04/17		24	1-4	.250	1-2	.500	1-2	.500	2	3	5	2.8	1	2	1	0	0	4	7.8
at Tennessee	02/08/17		26	2-3	.667	2-3	.667	0-0	.000	1	2	3	2.8	1	0	1	0	0	6	7.7
AUBURN	02/11/17	*	12	0-2	.000	0-1	.000	0-0	.000	0	1	1	2.7	0	2	0	0	1	0	7.3
LSU	2/14/17		29	3-5	.600	3-5	.600	0-0	.000	0	3	3	2.7	1	0	1	0	7	9	7.4
Totals		9	554	63-164	.384	35-93	.376	17-19	.895	16	49	65	2.7	30	39	35	4	25	178	7.4

Games played: 24
Minutes/game: 23.1
Points/game: 7.4
FG Pct: 38.4
3FG Pct: 37.6
FT Pct: 89.5

Rebounds/game: 2.7
Assists/game: 1.6
Turnovers/game: 1.5
Assist/turnover ratio: 1.1
Steals/game: 1.0
Blocks/game: 0.2



2016-17 Ole Miss Basketball
Ole Miss Individual Game-by-Game (as of Feb 14, 2017)
All games



#24 Below,Lane

Opponent	Date	gs	min	Total		3-Pointers		Free throws		Rebounds				pf	a	t/o	blk	stl	pts	avg
				fg-fga	pct	3fg-fga	pct	ft-fa	pct	off	def	tot	avg							
SOUTH ALABAMA	12/22/16		3	1-2	.500	0-0	.000	0-0	.000	0	0	0	0.0	1	0	0	0	0	2	2.0
GEORGIA	1/11/17		2	0-0	.000	0-0	.000	0-0	.000	0	0	0	0.0	0	0	0	0	0	0	1.0
MISSISSIPPI STATE	1/31/17		1	0-0	.000	0-0	.000	0-0	.000	0	0	0	0.0	0	0	0	0	0	0	0.7
Totals		0	6	1-2	.500	0-0	.000	0-0	.000	0	0	0	0.0	1	0	0	0	0	2	0.7

Games played: 3
Minutes/game: 2.0
Points/game: 0.7
FG Pct: 50.0

#32 Morris,Nate

Opponent	Date	gs	min	Total		3-Pointers		Free throws		Rebounds				pf	a	t/o	blk	stl	pts	avg
				fg-fga	pct	3fg-fga	pct	ft-fa	pct	off	def	tot	avg							
at Virginia Tech	12/11/16		2	0-0	.000	0-0	.000	0-0	.000	0	0	0	0.0	0	0	1	0	0	0	0.0
MURRAY STATE	12/15/16		5	0-1	.000	0-0	.000	0-0	.000	0	1	1	0.5	3	0	1	1	0	0	0.0
BRADLEY	12/19/16		8	0-2	.000	0-0	.000	0-0	.000	1	1	2	1.0	0	0	0	1	0	0	0.0
SOUTH ALABAMA	12/22/16		10	0-2	.000	0-0	.000	0-0	.000	0	2	2	1.3	4	0	1	0	0	0	0.0
KENTUCKY	12/29/16		4	0-0	.000	0-0	.000	0-0	.000	0	0	0	1.0	0	0	0	0	0	0	0.0
at Florida	1/3/17		1	0-0	.000	0-0	.000	0-0	.000	0	0	0	0.8	0	0	0	0	0	0	0.0
GEORGIA	1/11/17		6	0-0	.000	0-0	.000	0-0	.000	1	1	2	1.0	1	0	0	1	0	0	0.0
Totals		0	36	0-5	.000	0-0	.000	0-0	.000	2	5	7	1.0	8	0	3	3	0	0	0.0

Games played: 7
Minutes/game: 5.1
FG Pct: 0.0

Rebounds/game: 1.0
Turnovers/game: 0.4
Blocks/game: 0.4



2016-17 Ole Miss Basketball
Ole Miss Individual Game-by-Game (as of Feb 14, 2017)
All games



#50 Furmanavicius, Justas

Opponent	Date	gs	min	Total		3-Pointers		Free throws		Rebounds				pf	a	t/o	blk	stl	pts	avg	
				fg-fga	pct	3fg-fga	pct	ft-fa	pct	off	def	tot	avg								
UT MARTIN	11/11/16	*	31	2-8	.250	0-1	.000	3-9	.333	7	6	13	13.0	2	3	1	2	4	7	7.0	
UMASS	11/14/16	*	27	1-5	.200	0-0	.000	1-2	.500	2	3	5	9.0	3	0	1	2	0	3	5.0	
vs Oral Roberts	11/18/16	*	12	0-1	.000	0-0	.000	1-2	.500	2	0	2	6.7	3	0	1	0	0	1	3.7	
vs Saint Joseph's	11/20/16		25	3-5	.600	0-1	.000	0-0	.000	5	5	10	7.5	3	2	1	1	0	6	4.3	
vs Creighton	11/21/16		28	3-4	.750	0-1	.000	1-3	.333	3	3	6	7.2	1	1	0	1	1	7	4.8	
MONTANA	11/24/16	*	17	1-3	.333	0-1	.000	0-1	.000	3	5	8	7.3	1	0	1	4	0	2	4.3	
MIDDLE TENNESSEE	11/30/16	*	23	0-3	.000	0-0	.000	1-2	.500	3	1	4	6.9	3	0	0	3	0	1	3.9	
MEMPHIS	12/03/16		16	1-3	.333	0-0	.000	3-6	.500	1	1	2	6.3	3	2	0	0	0	5	4.0	
at Virginia Tech	12/11/16		18	3-5	.600	0-1	.000	0-0	.000	2	1	3	5.9	3	0	2	0	0	6	4.2	
MURRAY STATE	12/15/16		23	3-6	.500	1-2	.500	2-2	1.000	4	1	5	5.8	5	2	2	2	0	9	4.7	
BRADLEY	12/19/16		22	2-2	1.000	0-0	.000	0-1	.000	1	1	2	5.5	2	2	1	1	1	4	4.6	
SOUTH ALABAMA	12/22/16		21	6-7	.857	1-1	1.000	0-1	.000	3	2	5	5.4	4	1	0	3	0	13	5.3	
KENTUCKY	12/29/16		28	4-5	.800	0-0	.000	0-0	.000	3	3	6	5.5	3	0	0	3	0	8	5.5	
at Florida	1/3/17	*	27	2-4	.500	0-1	.000	3-3	1.000	2	3	5	5.4	5	1	1	0	3	7	5.6	
at Auburn	01/07/17	*	36	3-7	.429	1-3	.333	4-5	.800	1	4	5	5.4	4	2	2	1	1	11	6.0	
GEORGIA	1/11/17	*	30	2-5	.400	1-1	1.000	1-5	.200	0	3	3	5.3	3	1	0	1	0	6	6.0	
at South Carolina	1/14/17	*	30	2-5	.400	0-1	.000	4-5	.800	1	4	5	5.2	4	2	3	0	2	8	6.1	
TENNESSEE	01/17/17	*	33	4-6	.667	0-0	.000	7-7	1.000	2	7	9	5.4	3	0	3	2	0	15	6.6	
at Mizzou	1-21-17	*	25	2-4	.500	0-2	.000	3-3	1.000	1	1	2	5.3	2	1	1	2	0	7	6.6	
TEXAS A&M	1/25/17	*	32	2-5	.400	1-2	.500	2-2	1.000	2	1	3	5.2	3	1	3	1	1	7	6.7	
BAYLOR	1/28/17		23	3-4	.750	0-0	.000	1-2	.500	1	3	4	5.1	1	0	0	1	1	7	6.7	
MISSISSIPPI STATE	1/31/17		27	2-4	.500	0-1	.000	2-2	1.000	4	6	10	5.3	3	1	1	0	2	6	6.6	
at Vanderbilt	02/04/17		30	4-7	.571	2-3	.667	1-2	.500	1	1	2	5.2	3	1	1	0	1	11	6.8	
at Tennessee	02/08/17		18	1-4	.250	0-1	.000	0-0	.000	0	0	0	5.0	3	0	1	0	0	2	6.6	
AUBURN	02/11/17		23	1-4	.250	0-1	.000	2-2	1.000	0	4	4	4.9	3	1	1	0	2	4	6.5	
LSU	2/14/17		27	1-1	1.000	0-0	.000	2-2	1.000	0	2	2	4.8	2	0	0	0	1	4	6.4	
Totals			12	652	58-117	.496	7-24	.292	44-69	.638	54	71	125	4.8	75	24	27	30	20	167	6.4

Games played: 26
 Minutes/game: 25.1
 Points/game: 6.4
 FG Pct: 49.6
 3FG Pct: 29.2
 FT Pct: 63.8

Rebounds/game: 4.8
 Assists/game: 0.9
 Turnovers/game: 1.0
 Assist/turnover ratio: 0.9
 Steals/game: 0.8
 Blocks/game: 1.2



2016-17 Ole Miss Basketball
Ole Miss Individual Game-by-Game (as of Feb 14, 2017)
All games




#TM TEAM

Opponent	Date	gs	min	Total		3-Pointers		Free throws		Rebounds				pf	a	t/o	blk	stl	pts	avg
				fg-fga	pct	3fg-fga	pct	ft-fa	pct	off	def	tot	avg							
UT MARTIN	11/11/16	0	0	0-0	.000	0-0	.000	0-0	.000	1	5	6	6.0	0	0	0	0	0	0	0.0
UMASS	11/14/16	0	0	0-0	.000	0-0	.000	0-0	.000	2	1	3	4.5	0	0	0	0	0	0	0.0
vs Oral Roberts	11/18/16	0	0	0-0	.000	0-0	.000	0-0	.000	1	1	2	3.7	0	0	0	0	0	0	0.0
vs Saint Joseph's	11/20/16	0	0	0-0	.000	0-0	.000	0-0	.000	2	0	2	3.3	0	0	1	0	0	0	0.0
vs Creighton	11/21/16	0	0	0-0	.000	0-0	.000	0-0	.000	6	1	7	4.0	0	0	0	0	0	0	0.0
MONTANA	11/24/16	0	0	0-0	.000	0-0	.000	0-0	.000	4	2	6	4.3	0	0	0	0	0	0	0.0
MIDDLE TENNESSEE	11/30/16	0	0	0-0	.000	0-0	.000	0-0	.000	0	2	2	4.0	0	0	0	0	0	0	0.0
MEMPHIS	12/03/16	0	0	0-0	.000	0-0	.000	0-0	.000	3	0	3	3.9	0	0	0	0	0	0	0.0
at Virginia Tech	12/11/16	0	0	0-0	.000	0-0	.000	0-0	.000	2	0	2	3.7	0	0	0	0	0	0	0.0
MURRAY STATE	12/15/16	0	0	0-0	.000	0-0	.000	0-0	.000	6	2	8	4.1	0	0	0	0	0	0	0.0
BRADLEY	12/19/16	0	0	0-0	.000	0-0	.000	0-0	.000	0	2	2	3.9	0	0	0	0	0	0	0.0
SOUTH ALABAMA	12/22/16	0	0	0-0	.000	0-0	.000	0-0	.000	2	3	5	4.0	0	0	0	0	0	0	0.0
KENTUCKY	12/29/16	0	0	0-0	.000	0-0	.000	0-0	.000	2	3	5	4.1	0	0	0	0	0	0	0.0
at Florida	1/3/17	0	0	0-0	.000	0-0	.000	0-0	.000	1	4	5	4.1	0	0	0	0	0	0	0.0
at Auburn	01/07/17	0	0	0-0	.000	0-0	.000	0-0	.000	1	1	2	4.0	0	0	0	0	0	0	0.0
GEORGIA	1/11/17	0	0	0-0	.000	0-0	.000	0-0	.000	2	1	3	3.9	0	0	0	0	0	0	0.0
at South Carolina	1/14/17	0	0	0-0	.000	0-0	.000	0-0	.000	1	1	2	3.8	0	0	0	0	0	0	0.0
TENNESSEE	01/17/17	0	0	0-0	.000	0-0	.000	0-0	.000	5	2	7	4.0	0	0	0	0	0	0	0.0
at Mizzou	1-21-17	0	0	0-0	.000	0-0	.000	0-0	.000	2	2	4	4.0	0	0	0	0	0	0	0.0
TEXAS A&M	1/25/17	0	0	0-0	.000	0-0	.000	0-0	.000	1	2	3	4.0	0	0	0	0	0	0	0.0
BAYLOR	1/28/17	0	0	0-0	.000	0-0	.000	0-0	.000	3	0	3	3.9	0	0	0	0	0	0	0.0
MISSISSIPPI STATE	1/31/17	0	0	0-0	.000	0-0	.000	0-0	.000	1	3	4	3.9	0	0	0	0	0	0	0.0
at Vanderbilt	02/04/17	0	0	0-0	.000	0-0	.000	0-0	.000	0	1	1	3.8	0	0	0	0	0	0	0.0
at Tennessee	02/08/17	0	0	0-0	.000	0-0	.000	0-0	.000	2	2	4	3.8	0	0	0	0	0	0	0.0
AUBURN	02/11/17	0	0	0-0	.000	0-0	.000	0-0	.000	1	1	2	3.7	0	0	0	0	0	0	0.0
LSU	2/14/17	0	0	0-0	.000	0-0	.000	0-0	.000	1	2	3	3.7	0	0	0	0	0	0	0.0
Totals		0	0	0-0	.000	0-0	.000	0-0	.000	52	44	96	3.7	0	0	1	0	0	0	0.0

Games played: 26

Rebounds/game: 3.7
Turnovers/game: 0.0

RADIO/TV ROSTER



0
DONTE FITZPATRICK-DORSEY
6-4 • 191 • G • So.
Memphis, Tenn.




1
DEANDRE BURNETT
6-2 • 192 • G • Jr.
Miami Gardens, Fla.



2
CULLEN NEAL
6-4 • 191 • G • Jr.
Albuquerque, N.M.



3
TERENCE DAVIS
6-4 • 201 • G • So.
Southaven, Miss.



4
BREEIN TYREE
6-2 • 192 • G • Fr.
Somerset, N.J.



5
MARCANVIS HYMON
6-7 • 220 • F • Jr.
Memphis, Tenn.




11
SEBASTIAN SAIZ
6-9 • 240 • F • Sr.
Madrid, Spain



12
KARLIS SILINS
6-11 • 245 • F • Fr.
Riga, Latvia



14
RASHEED BROOKS
6-5 • 203 • G • Sr.
Kalamazoo, Mich.



24
LANE BELOW
6-1 • 190 • G • Jr.
Advance, Mo.




30
JAKE CODDINGTON
6-6 • 212 • F • Sr.
Edwardsville, Ill.



DOMINIK OLEJNICZAK
7-0 • 255 • C • Fr.
Torun, Poland




50
JUSTAS FURMANAVICIUS
6-7 • 210 • F • Jr.
Kaunas, Lithuania



BILL ARMSTRONG
11th year at Ole Miss



TONY MADLOCK
Third year at Ole Miss



TODD ABERNETHY
Third year at Ole Miss



ANDY KENNEDY
11th year at Ole Miss